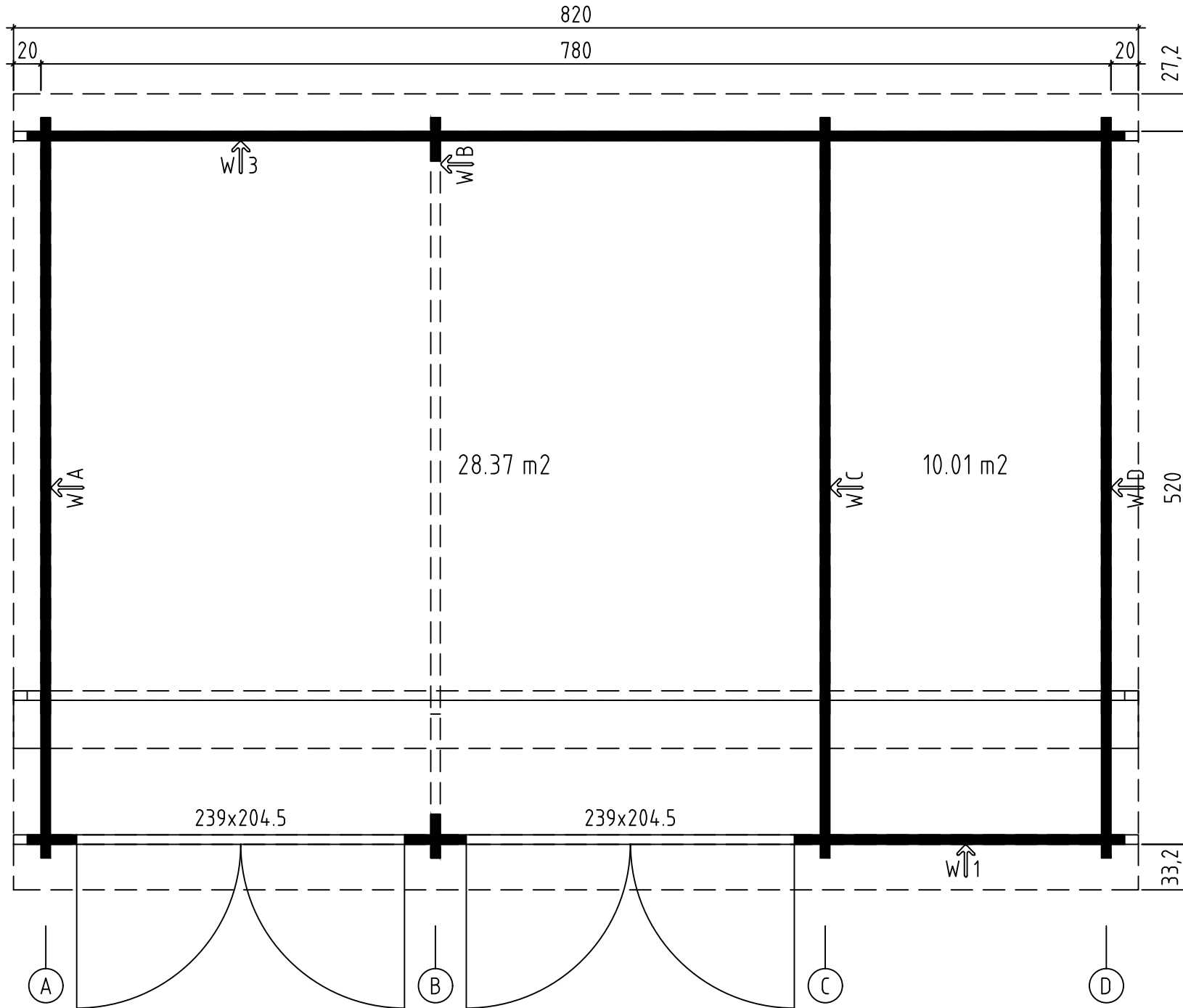


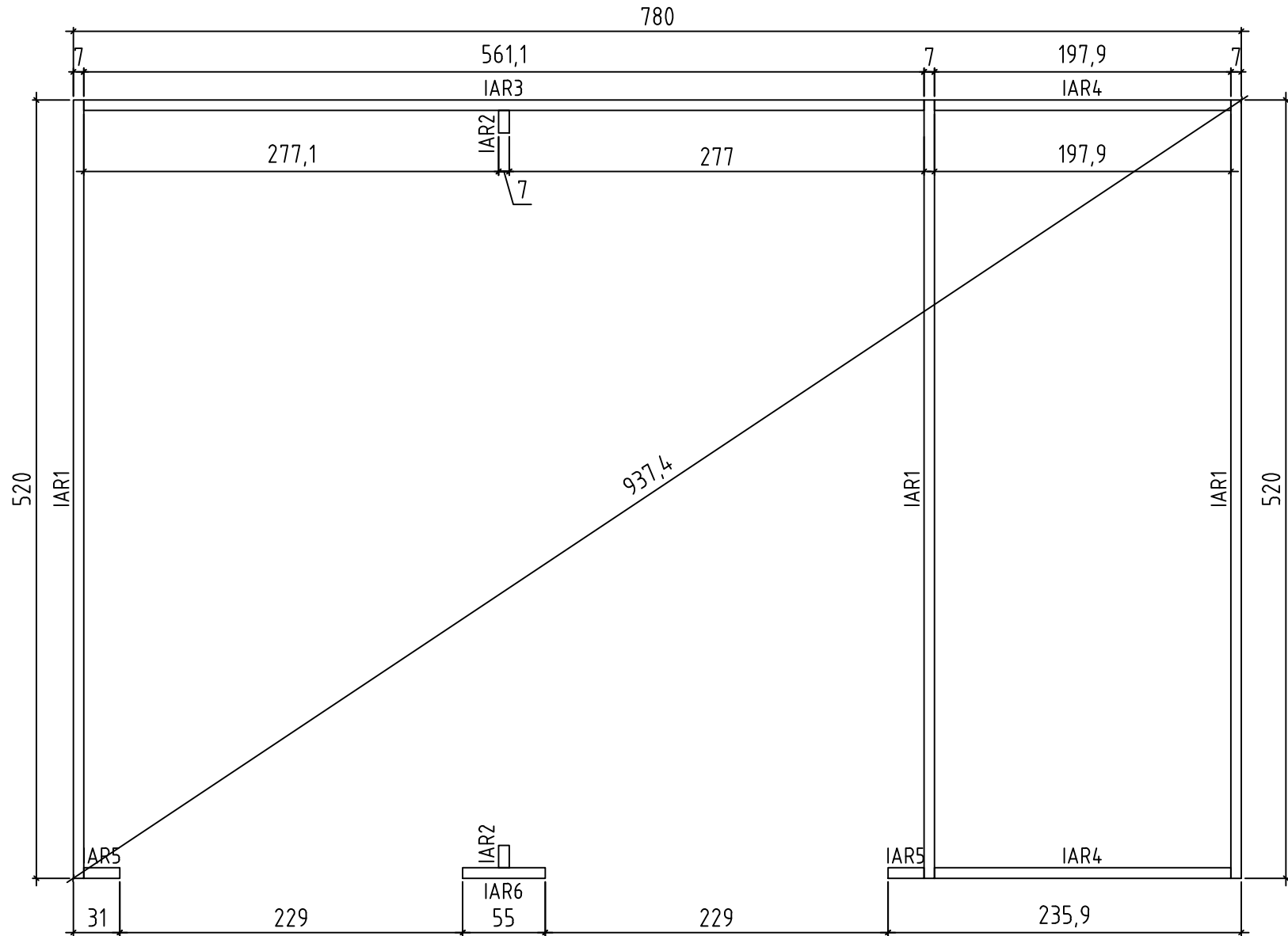
Hawaii 70
Art. Nr.7016558

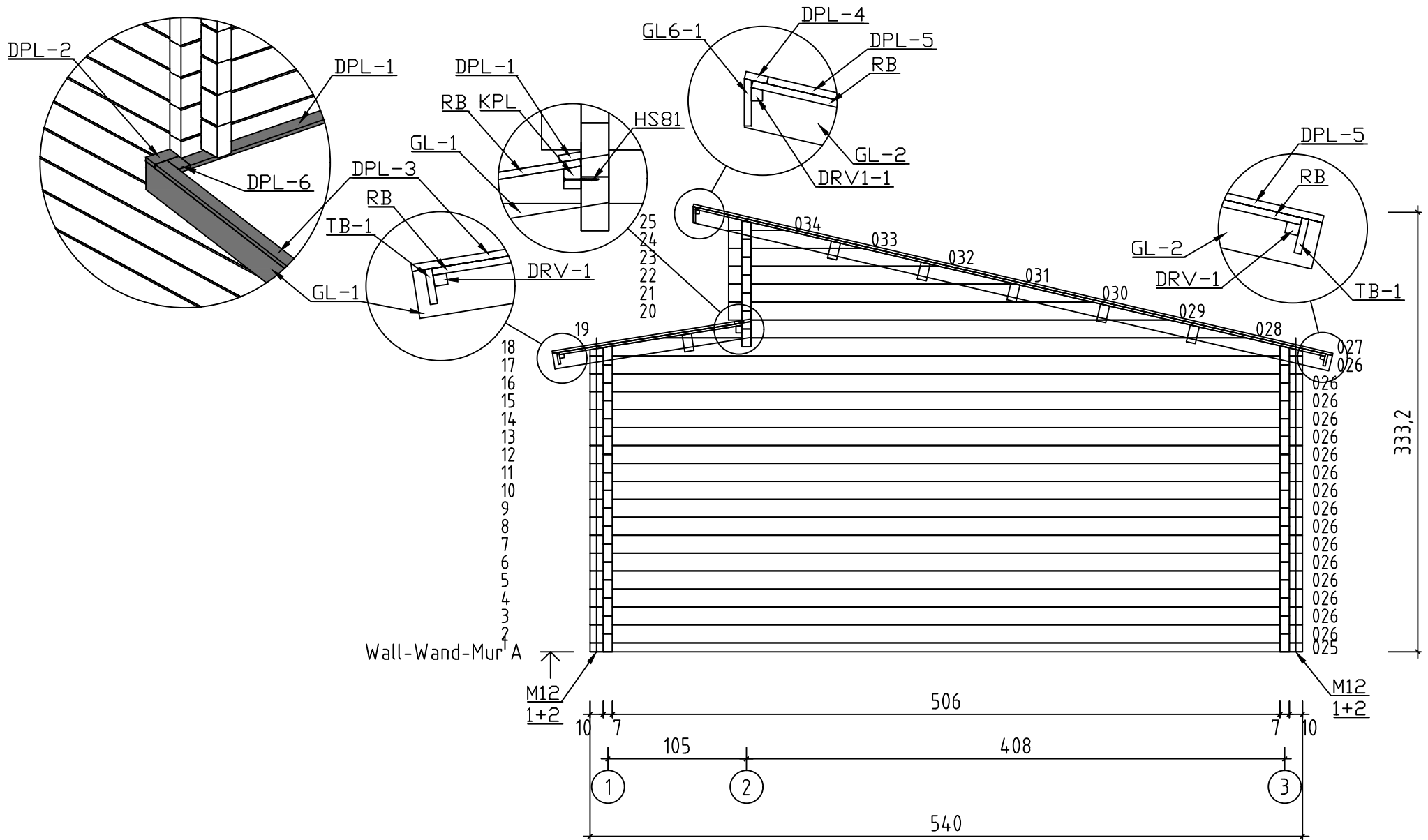


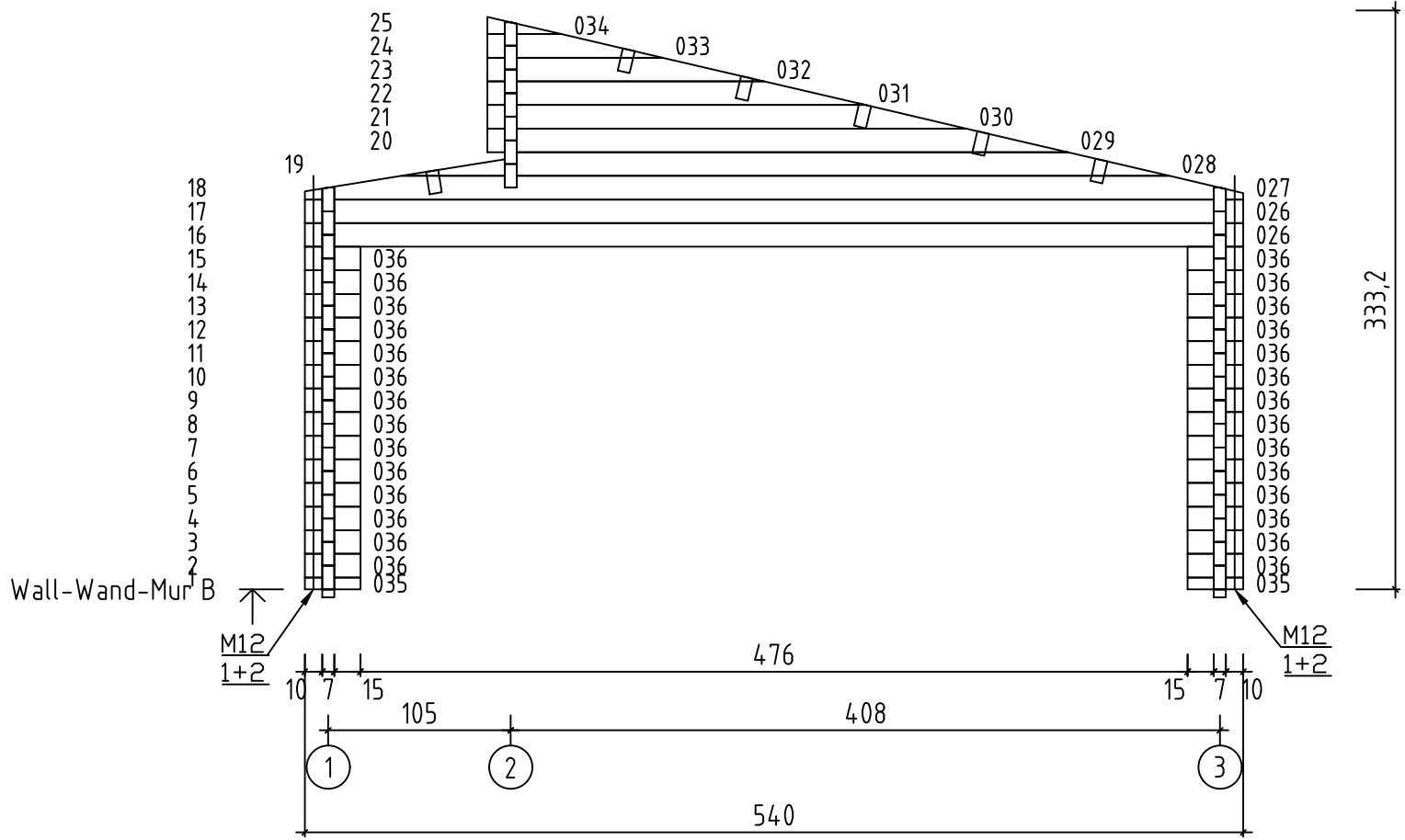
GROUNDPLAN - GRUNDPLAN - PLAN DE MASSE

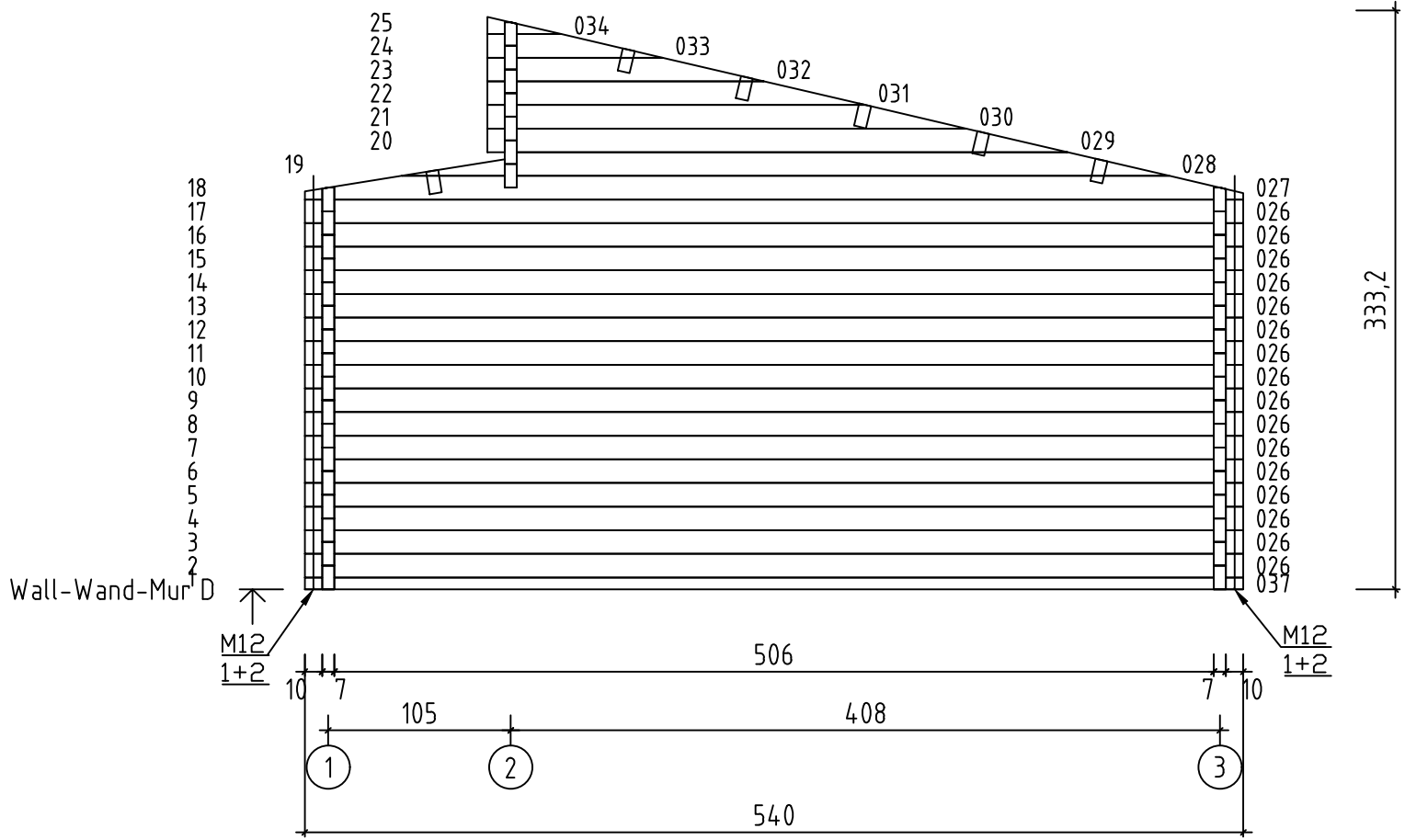


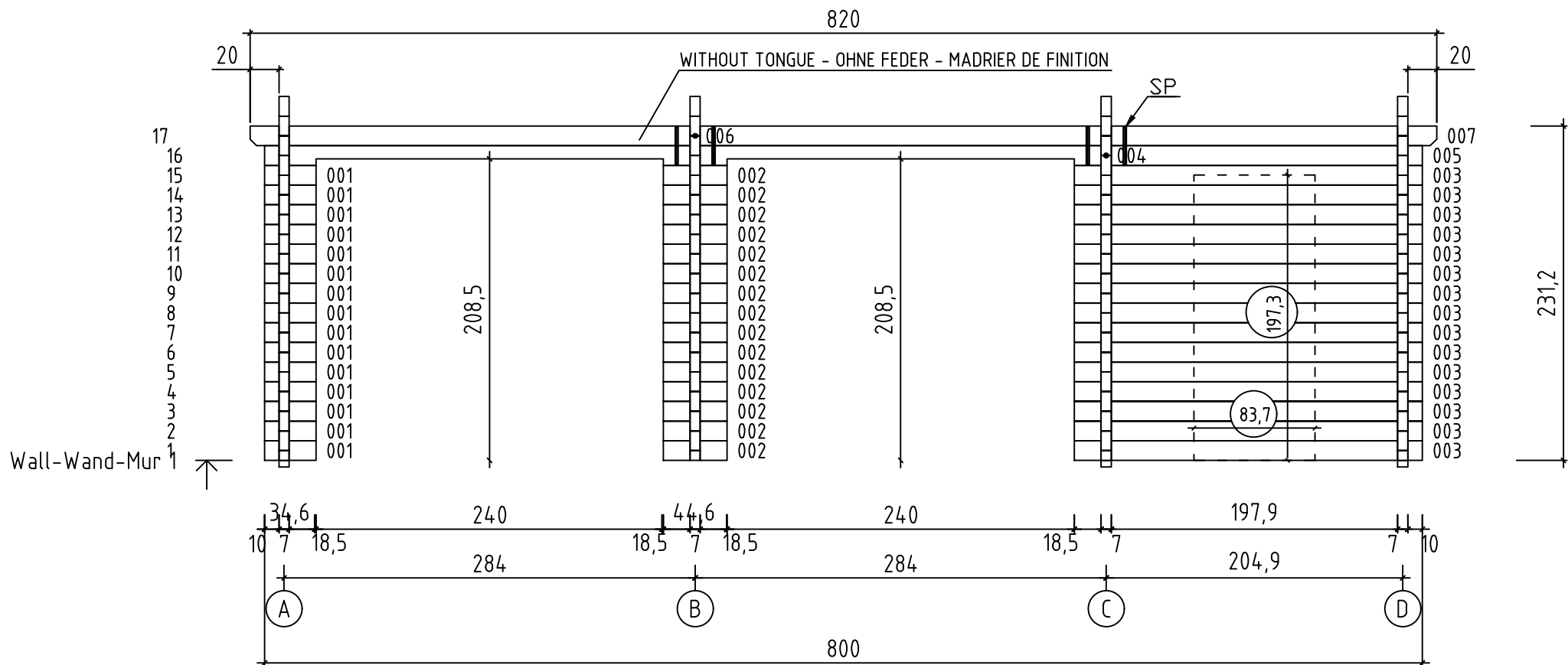
FOUNDATION - FUNDAMENT - FONDATION







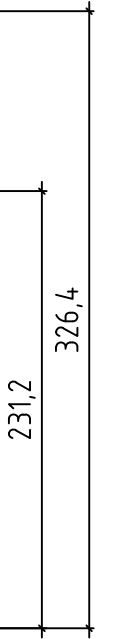
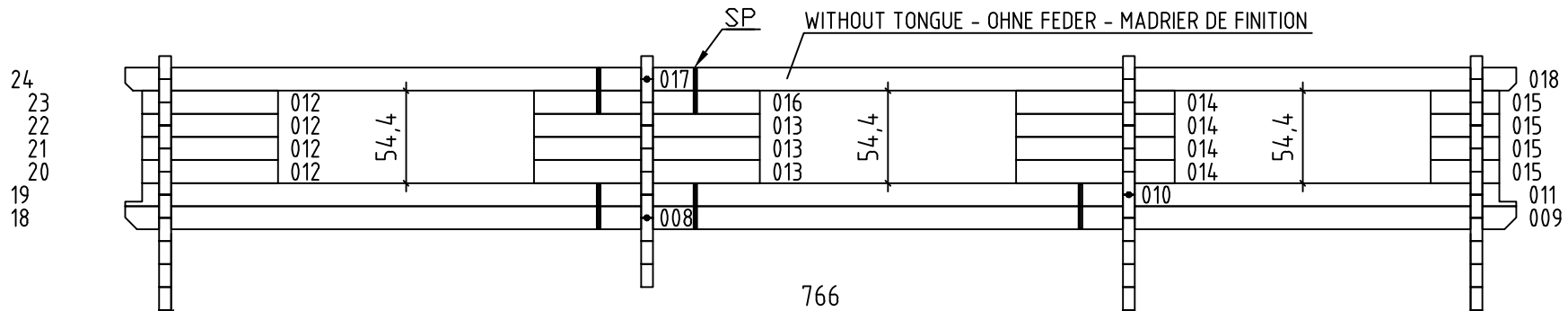





A SINGLE DOOR (827x1933 MM) HAS BEEN DELIVERED TOGETHER WITH THE BUILDING. YOU CAN CHOOSE THE LOCATION FOR THE DOOR BY YOURSELF BY CUTTING THE WALL LOGS AS SHOWN IN THE PICTURE (SEE THE DOTTED LINE)

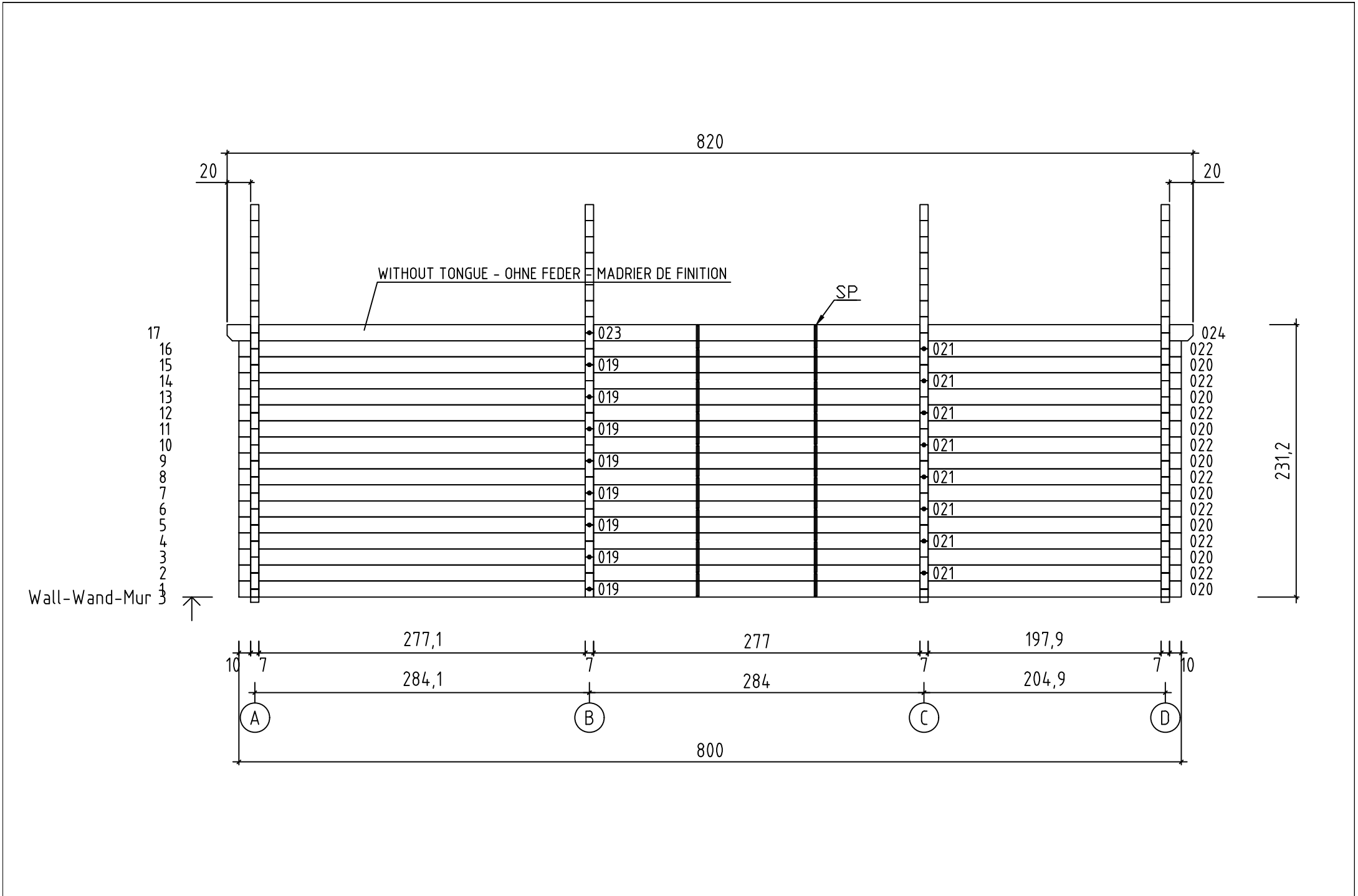
IM LIEFERUMFANG IST EINE EINZELTÜR SOWIE EIN EINZELFENSTER ENTHALTEN. DAFÜR SIND ABER WERKSSEITIG KEINE AUSSPARUNGEN VORGESEHEN SO DASS SIE SOWOHL FENSTER ALS AUCH TÜR INDIVIDUELL VERBAUEN KÖNNEN. EINE ANLEITUNG HIERFÜR ENTNEHMEN SIE BITTE DER MONTAGEANLEITUNG (SIEHE BILD)

LE POSITIONNEMENT DE LA PORTE DE SERVICE NÉCESSITE LA DÉCOUPE PRÉALABLE DES MADRIERS. VEILLES RESPECTER LES COTES DE DÉCOUPES DANS LES MADRIERS INDIQUÉES SUR LE SCHÉMA. VOUS POUVEZ POSITIONNER, SELON VOTRE CONVENANCE, LES OUVERTURES DE CHAQUE CÔTÉ OU À L'ARRIÈRE DU GARAGE.



Wall-Wand-Mur 2 ↗





820

20

20

WITHOUT TONGUE - OHNE FEDER MADRIER DE FINITION


SP

17
16
15
14
13
12
11
10
9
8
7
6
5
4
3
2
1

024
022
020
022
020
022
020
022
020
022
020
022
020
022
020
022

231,2

Wall-Wand-Mur



10

A

B

C

D

800

277,1

277



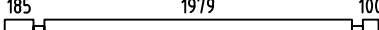


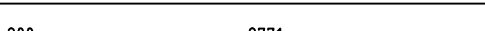



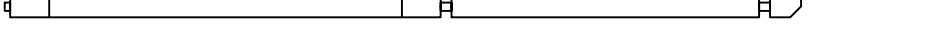


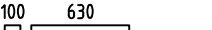







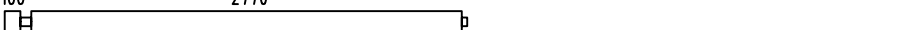


197,9


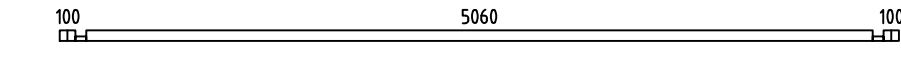
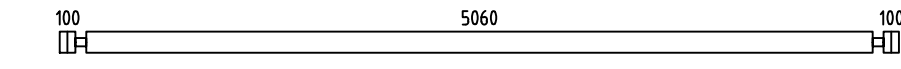
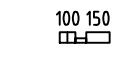
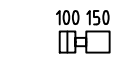
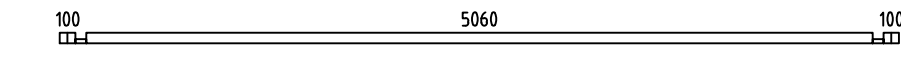
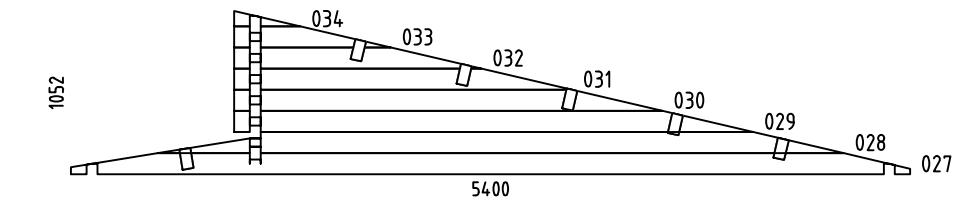
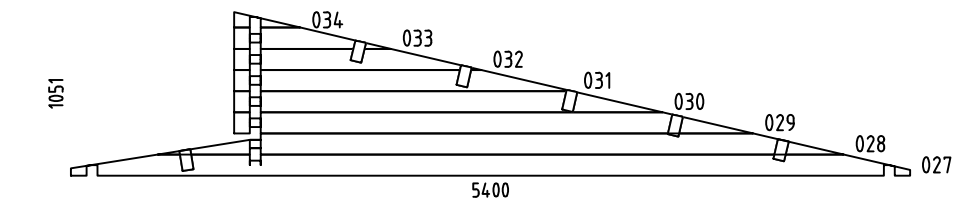
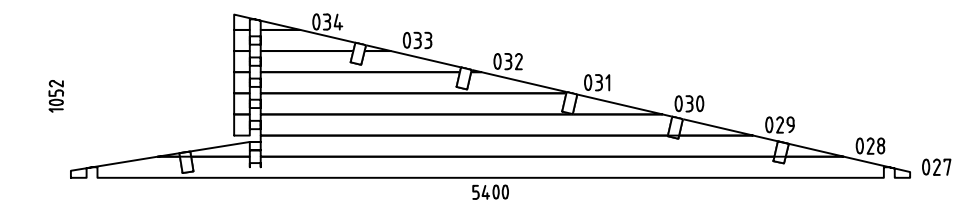
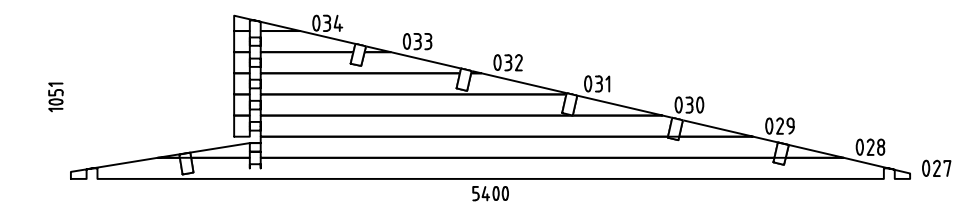
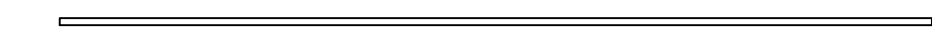
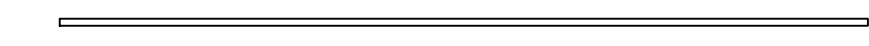
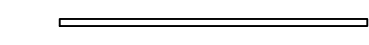
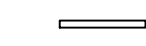

284,1


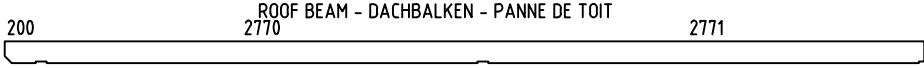









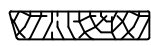
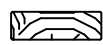

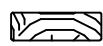




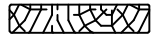



284
























204,9

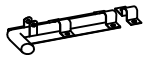






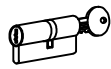


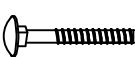

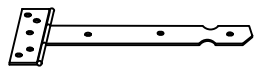

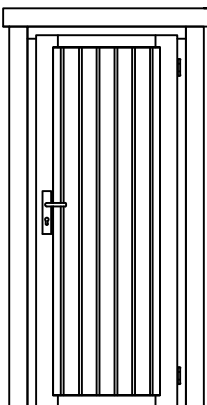
10

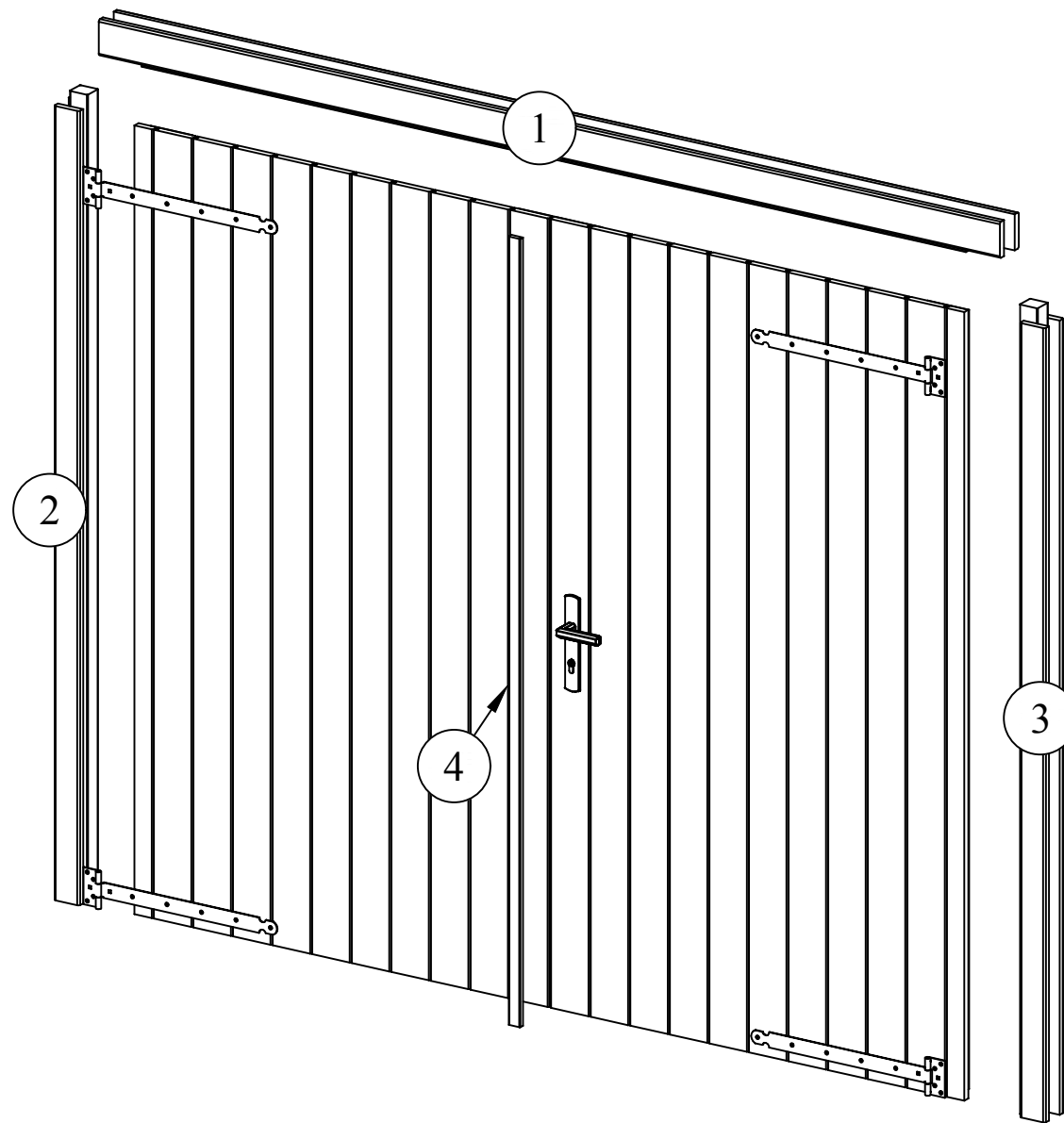
Pos	7016558 - Hawaii 70 Piece list - Stückliste - Liste des pièces	Q.	P (mm)	L (mm)
001	100 185 	15	70x136	355
002	185 185 	15	70x136	441
003	185 1979 100 	15	70x136	2404
004	100 2771 2771 	1	70x136	5816
005	1979 100 	1	70x136	2184
006	200 2771 	1	70x136	3076
007	2771 1979 200 	1	70x136	5125
008	200 2771 	1	70x136	3076
009	2771 1979 200 	1	70x136	5125
010	200 2771 2770 	1	70x136	5916
011	1979 200 	1	70x136	2284
012	100 630 	4	70x136	800
013	630 630 	3	70x136	1331
014	630 235 	4	70x136	935
015	234 100 	4	70x136	404
016	630 630 	1	70x136	1331
017	200 2771 	1	70x136	3076
018	2771 1979 200 	1	70x136	5125
019	100 2770 	8	70x136	2976
020	2771 1979 100 	8	70x136	5025
021	100 2770 2770 	8	70x136	5816
022	1979 100 	8	70x136	2184
023	200 2771 	1	70x136	3076

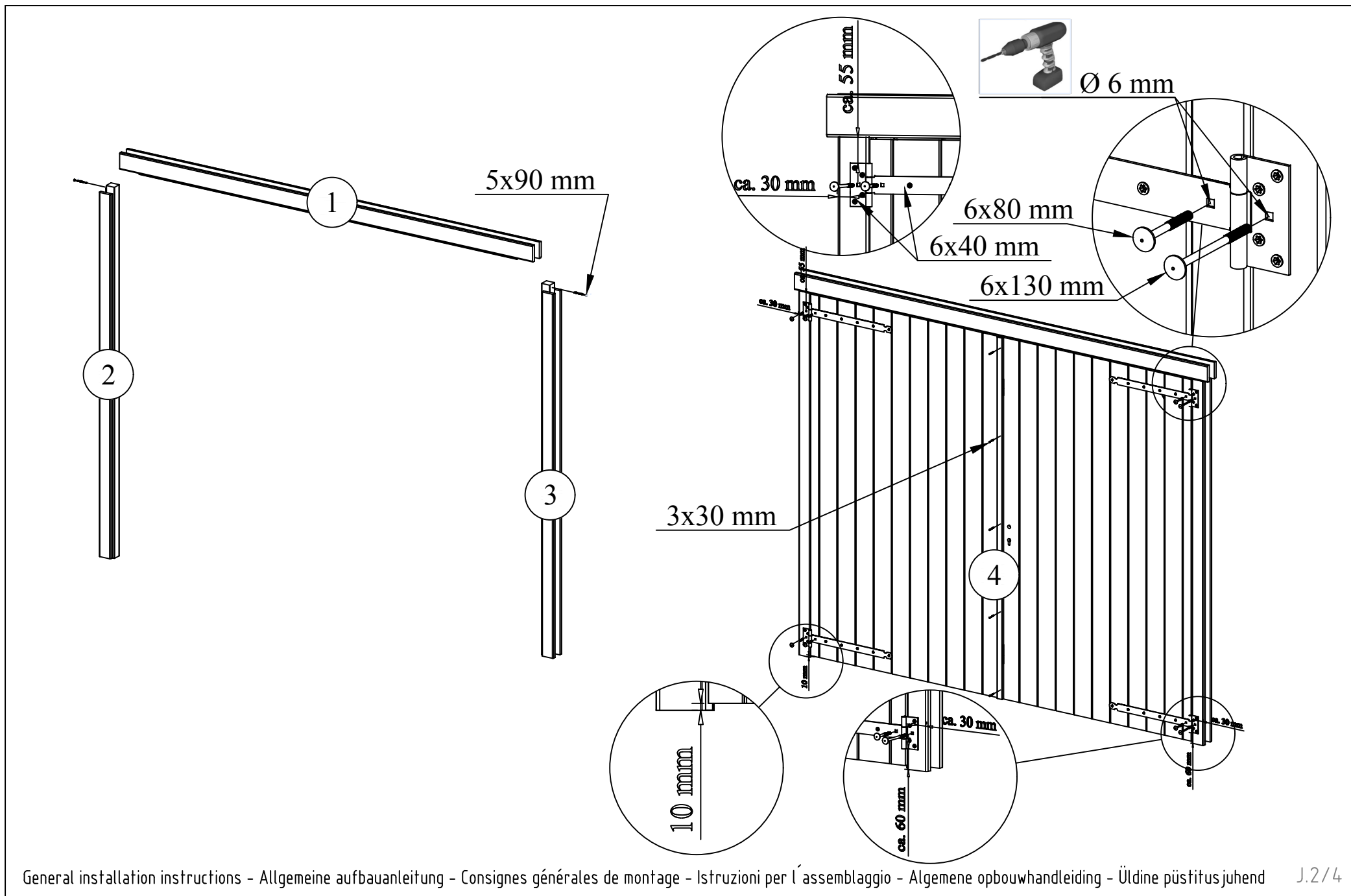
Pos	7016558 - Hawaii 70 Piece list - Stückliste - Liste des pièces	Q.	P (mm)	L (mm)
024		1	70x136	5125
025		1	70x68	5400
026		50	70x136	5400
035		2	70x68	320
036		28	70x136	320
037		2	70x68	5400
WA-1		1		
WB-1		1		
WC-1		1		
WD-1		1		
IAR3	FOUNDATION - FUNDAMENT - FONDATION 	1	70x45	5611
IAR1	FOUNDATION - FUNDAMENT - FONDATION 	3	70x45	5200
IAR4	FOUNDATION - FUNDAMENT - FONDATION 	2	70x45	1979
IAR6	FOUNDATION - FUNDAMENT - FONDATION 	1	70x45	550
IAR5	FOUNDATION - FUNDAMENT - FONDATION 	2	70x45	240

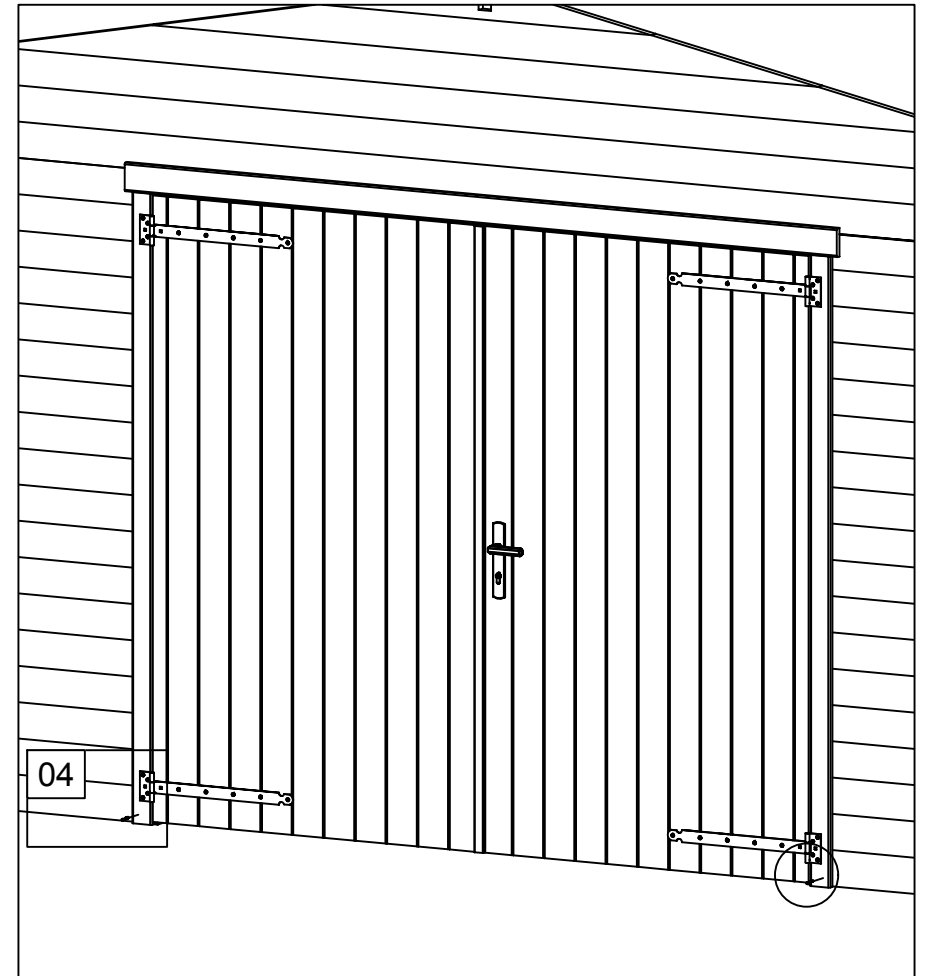
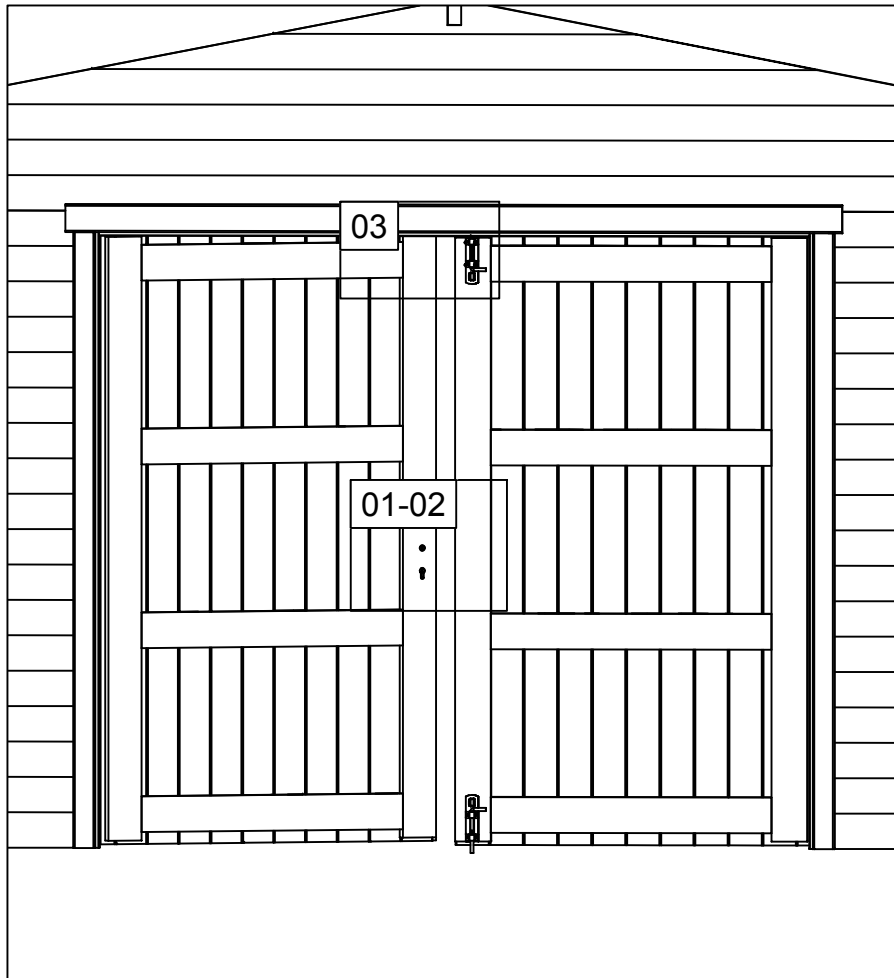
Pos	7016558 - Hawaii 70 Piece list - Stückliste - Liste des pièces	Q.	P (mm)	L (mm)
IAR2	FOUNDATION - FUNDAMENT - FONDATION 	2	70x45	150
A-PR1	ROOF BEAM - DACHBALKEN - PANNE DE TOIT 	6	70x140	5916
A-PR2	ROOF BEAM - DACHBALKEN - PANNE DE TOIT 	6	70x140	2284
RB-1	ROOF BOARDS - DACHBRETTER - VOLIGES 	92	90x18	4900
RB-2	ROOF BOARDS - DACHBRETTER - VOLIGES 	7	90x18	1471
RB-3	ROOF BOARDS - DACHBRETTER - VOLIGES 	85	90x18	1400
DPL-1	ROOFING FELT FILLET - DACHPAPPENLEISTE - BAGUETTE DE FIXATION DU FEUTRE BITUMEUX 	2	18x58	4000
KPL-1	WALL FINISHING BOARD - ABSCHLUSSBOHLE - MADRIER SUPÉRIEUR DE FINITION 	1	45x57	1978
KPL-2	WALL FINISHING BOARD - ABSCHLUSSBOHLE - MADRIER SUPÉRIEUR DE FINITION 	2	45x57	2000
KPL-3	WALL FINISHING BOARD - ABSCHLUSSBOHLE - MADRIER SUPÉRIEUR DE FINITION 	2	45x57	2770
DRV1-1	ROOF EDGE REINFORCEMENT - DACHRANDVERSTÄRKUNG - CORNIERE DE RENFORT DE BORD DE TOIT 	3	28x34	2733
GL6-1	GABLE MOULDING - GIEBELLEISTE - PLANCHE DE RIVE 	2	18x120	4100
DPL-6	ROOFING FELT FILLET - DACHPAPPENLEISTE - BAGUETTE DE FIXATION DU FEUTRE BITUMEUX 	2	18x58	75
DPL-2	ROOFING FELT FILLET - DACHPAPPENLEISTE - BAGUETTE DE FIXATION DU FEUTRE BITUMEUX 	2	18x58	118
DPL-3	ROOFING FELT FILLET - DACHPAPPENLEISTE - BAGUETTE DE FIXATION DU FEUTRE BITUMEUX 	2	18x58	1470
DPL-4	ROOFING FELT FILLET - DACHPAPPENLEISTE - BAGUETTE DE FIXATION DU FEUTRE BITUMEUX 	2	18x58	4118
DPL-5	ROOFING FELT FILLET - DACHPAPPENLEISTE - BAGUETTE DE FIXATION DU FEUTRE BITUMEUX 	2	18x58	4917
M12-1	TREADED ROD M12 - GEWINDESTANGE M12 - TIGE FILETÉE M12 	8		330
M12-2	TREADED ROD M12 - GEWINDESTANGE M12 - TIGE FILETÉE M12 	8		2000
TB-1	EAVES BOARD - TRAUFBRETT - BANDEAU DE TOIT 	4	18x90	4100
DRV-1	ROOF EDGE REINFORCEMENT - DACHRANDVERSTÄRKUNG - CORNIERE DE RENFORT DE BORD DE TOIT 	6	28x34	2733
GL-1	GABLE MOULDING - GIEBELLEISTE - PLANCHE DE RIVE 	2	18x120	1524
GL-2	GABLE MOULDING - GIEBELLEISTE - PLANCHE DE RIVE 	2	18x120	4975

Pos	7016558 - Hawaii 70 Piece list - Stückliste - Liste des pièces	Q.	P (mm)	L (mm)
KL4	LENGTHENING BOLT FOR TREADED ROD - VERLÄNGERUNGSMUTTER FÜR GEWINDESTANGE - MANCHON DE RACCORDEMENT DE TIGE FILETÉE		8	
KL1	DRIVE NUT TREADED ROD - EINSHLAGMUTTER FÜR GEWINDESTANGE - ÉCROU A FRAPPER POUR TIGE FILITÉE		8	
KL2	NUT FOR TREADED ROD - MUTTER FÜR GEWINDESTANGE - ÉCROU POUR TIGE FILETÉE		8	
KL3	PLAIN WASHER TREADED ROD - UNTERLEGSSCHEIBE FÜR GEWINDESTANGE - RONDELLE PLATE POUR TIGE FILETÉE		8	
HS22	SCREW FOR FIXING DOOR TO THE WALL - SCHRAUBE ZUR BEFESTIGUNG TÜR-ZARGE MIT WAND - VIS DE FIXATION DORMANT DE PORTE		8	3.5x50
HS16	SCREW FOR GABLE MOULDING - SCHRAUBEN FÜR GIEBELLEISTE - VIS DE FIXATION POUR PLANCHE DE RIVE		66	3.5x50
HS3	SCREW FOR DOOR FILLET - SCHRAUBE ZUR BEFESTIGUNG TÜRLEISTE - VIS D'ASSEMBLAGE DU CADRE DE PORTE		12	3x30
HS85	SCREW FOR LATCH BOLT FOR GATE - SCHRAUBE FÜR DOPPELTÜRFEESTSTELLRIEGEL - VIS DE FIXATION DE LA SERRURE DE PORTE		24	4x25
HS32	SCREW FOR EAVES BOARDS - SCHRAUBEN FÜR TRAUFBRETTTER - VIS DE FIXATION POUR BANDEAU DE TOIT		54	4x40
HS26	SCREW FOR ROOF EDGE REINFORCEMENT - SCHRAUBEN FÜR DACHRANDVERSTÄRKUNG - VIS POUR RENFORT DE BORD DE TOIT		54	4x40
HS39	SCREW FOR FUNDAMENT - SCHRAUBEN ZUR BEFESTIGUNG FUNDAMENT - VIS POUR FONDATION		10	5x120
HS42	SCREW FOR GABLE - SCHRAUBEN FÜR GIEBEL - VIS POUR FIXATION DES PIGNONS		48	5x120
HS39	SCREW FOR FUNDAMENT - SCHRAUBEN ZUR BEFESTIGUNG FUNDAMENT - VIS POUR FONDATION		14	5x90
HS81	SCREW FOR ROOF EDGE REINFORCEMENT - SCHRAUBEN FÜR DACHRANDVERSTÄRKUNG - VIS POUR FIXATION CORNIERE RENFORT DE BORD DE TOIT		23	5x90
HS41	SCREW FOR DOOR JAMB - SCHRAUBE FÜR TÜRRAHMEN - VIS DE FIXATION POUR MONTANT DE PORTE		8	5x90
HS40	SCREW FOR 1. WALL BEAM - SCHRAUBE FÜR 1. BOHLENREIHE - VIS DE FIXATION DES FONDATIONS		14	6x150
HS48	SCREW FOR GABLE - SCHRAUBEN FÜR GIEBEL - VIS POUR FIXATION DES PIGNONS		17	6x180
HS44	SCREW FOR RAFTER - SCHRAUBEN ZUR BEFESTIGUNG DACHSPARREN - VIS POUR CHEVRON		18	6x180
HS47	SCREW FOR GATE HINGES - SCHRAUBEN FÜR TORRIEGEL - VIS POUR LES CHARNIERES DE PORTE		72	6x40
HS51	SCREW FOR BEAM HOLDER - SCHRAUBEN FÜR BALKENHALTER - VIS DE FIXATION SUPPORT U GALVANISÉ		12	4.5x35
SH70	HAMMER BLOCK - SCHLAGHOLZ - CALLE DE FRAPPE		2	
NFD	ZN NAIL FOR ROOFING FELT FILLET - ZN NÄGEL FÜR DACHPAPPENLEISTE - POINTE POUR BAGUETTE FIXATION FEUTRE BITUMEUX		70	2x40
NF2	ZN NAIL FOR ROOF - ZN NÄGEL FÜR DACHBRETTTER - POINTE POUR TOIT		950	2x50


Pos	7016558 - Hawaii 70 Piece list - Stückliste - Liste des pièces	Q.	P (mm)	L (mm)
ORZ	MONTAGE SET FOR DOORS AND WINDOWS - MONTAGE-SET FÜR TÜREN UND FENSTER - JEU DE MONTAGE PORTES ET FENETRES	1		
TL	LATCH BOLT FÜR DOUBLE DOOR - TORRIEGEL - LOQUET POUR DOUBLE PORTE 	4		
TLV	STRIKER PALTE - SCHLISSBLECH - PARTIE DE RECEPTION DU LOQUET HAUT DE PORTE 	2		
SP2	HIDDEN FIXING - HOLZDÜBEL - TOURILLON BOIS 	2		
SP1	HIDDEN FIXING - HOLZDÜBEL - TOURILLON BOIS 	25		
BHV	BEAM HOLDER - BALKENHALTER - SUPPORT EN U GALVANISÉ 	12		
TS4	SET OF DOOR LOCK COVERS - SCHLOSSBLENDEN - SET DE GARNITURES DE SERRURE DE PORTE 	2		
TS3	DOOR HANDLE FITTINGS-TÜRGRIF - SET DE GARNITURES DE SERRURE DE PORTE 	2		
TS6	CYLINDER LOCK - ZYLINDERSCHLOSS - CYLINDRE DE SERRURE 	2		
TS14	NUT FOR GATE HINGES - SCHRAUBENMUTTER FÜR TORRIEGEL - ECROU POUR LES CHARNIERES DE PORTE 	16	D6	
TS11	NUT FOR GATE HINGES - SCHRAUBENMUTTER FÜR TORRIEGEL - ECROU POUR LES CHARNIERES DE PORTE 	8	6x130	
TS12	BOLT FOR GATE HINGES - BOLZEN FÜR TORRIEGEL - BOULON POUR LES CHARNIERES DE PORTE 	8	6x60	
TS13	WASHER FOR GATE HINGES - DICHTSCHEIBE FÜR TORRIEGEL - RONDELLE POUR LES CHARNIERES DE PORTE 	16	D6	
TRL	GATE HINGES - TORRIEGEL - CHARNIERES DE PORTE 	8		
2+ A.0M	WINDOW - FENSTER - FENETRE 1500x510 	3		
2+ U.2LP	DOOR - TÜR - PORTE 827x1933 	1		







01

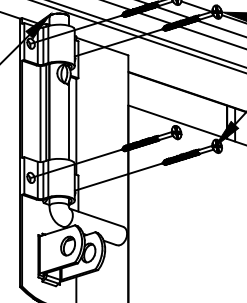


03




Ø 10 mm

4x25 mm



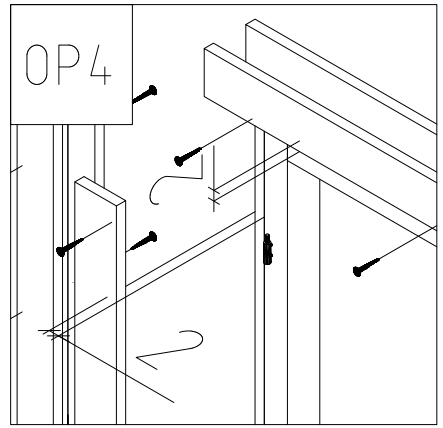
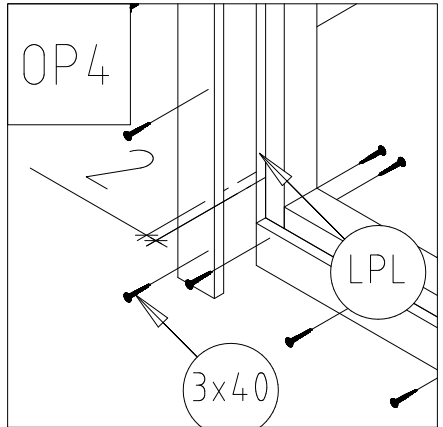
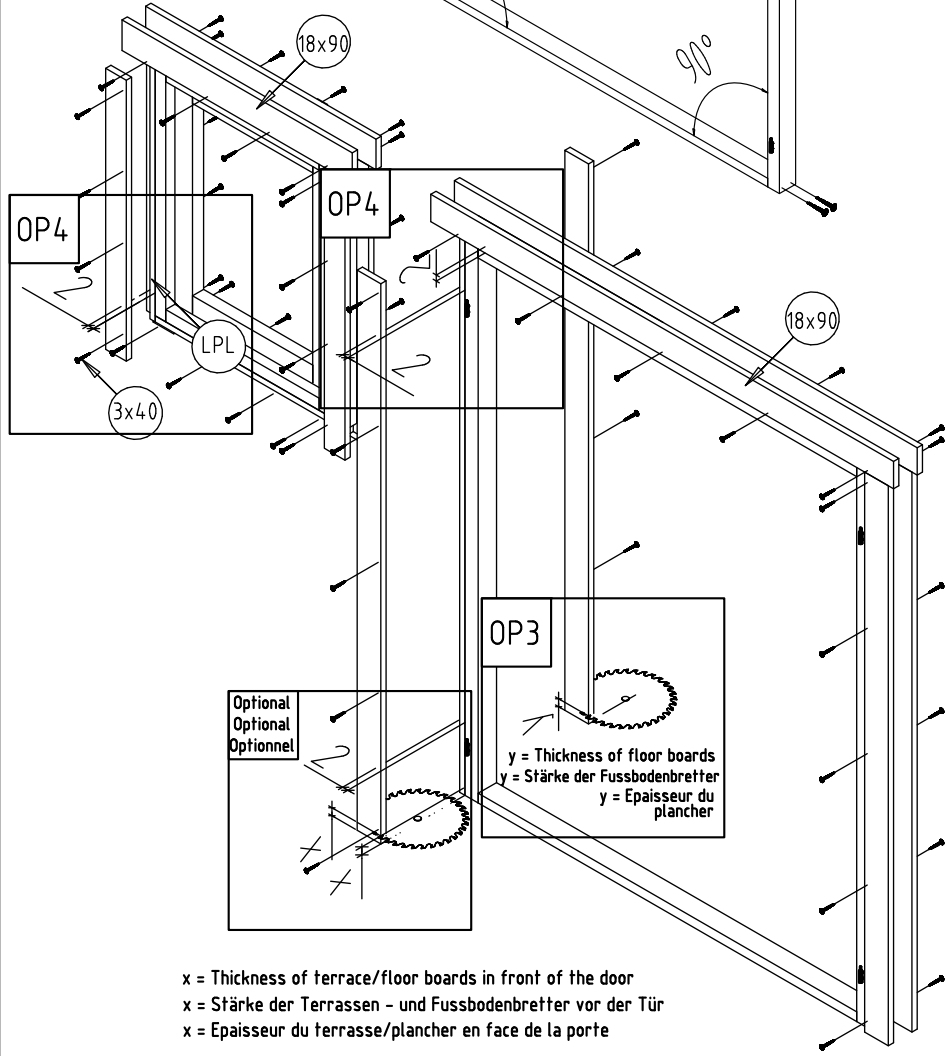
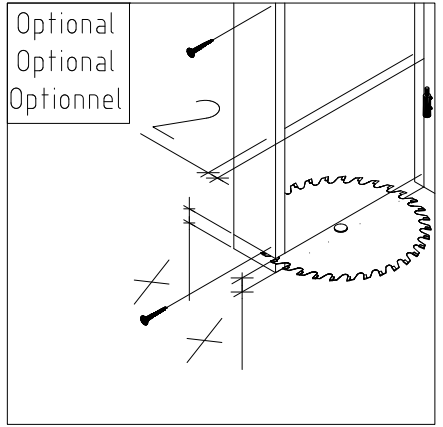
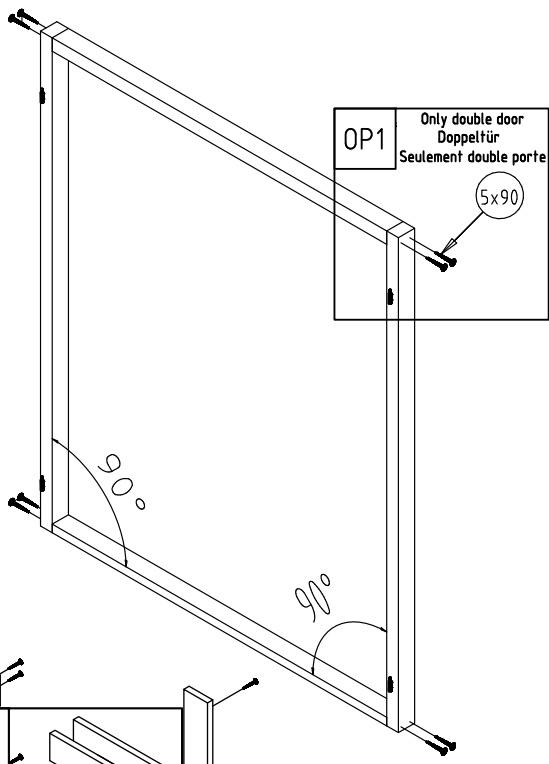
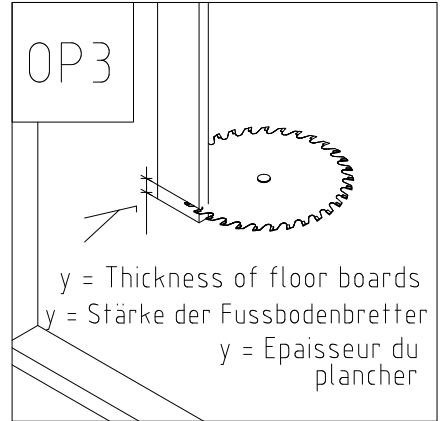
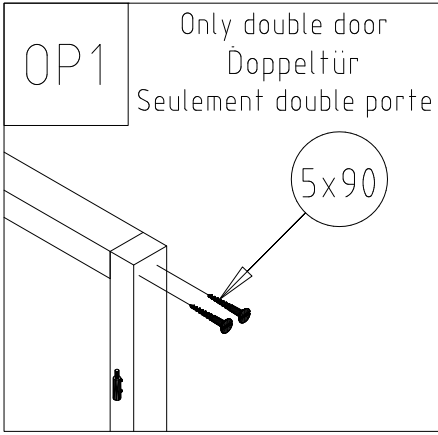
02



04

3.5x50 mm





x = Thickness of terrace/floor boards in front of the door
x = Stärke der Terrassen - und Fussbodenbretter vor der Tür
x = Epaisseur du terrasse/plancher en face de la porte

