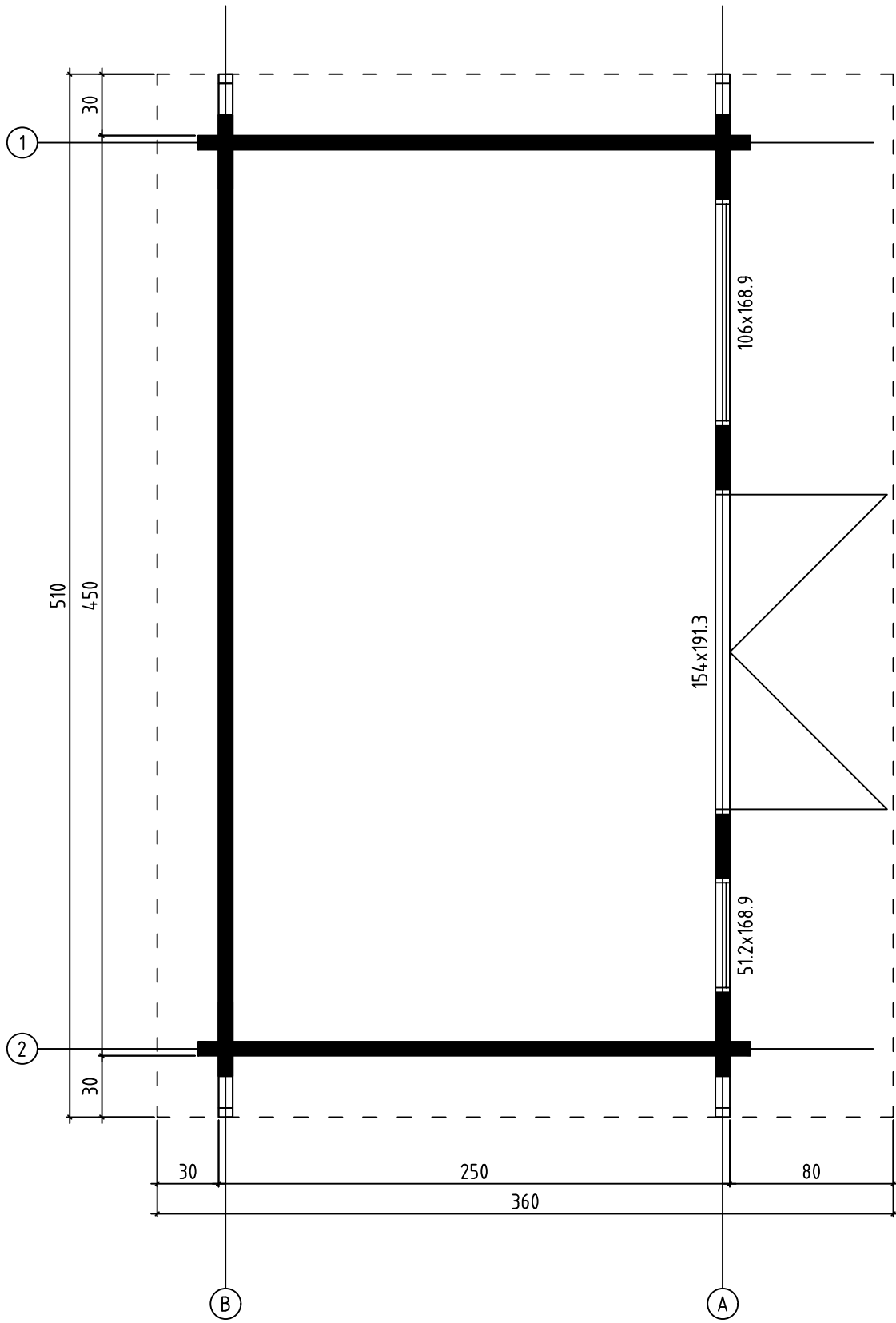


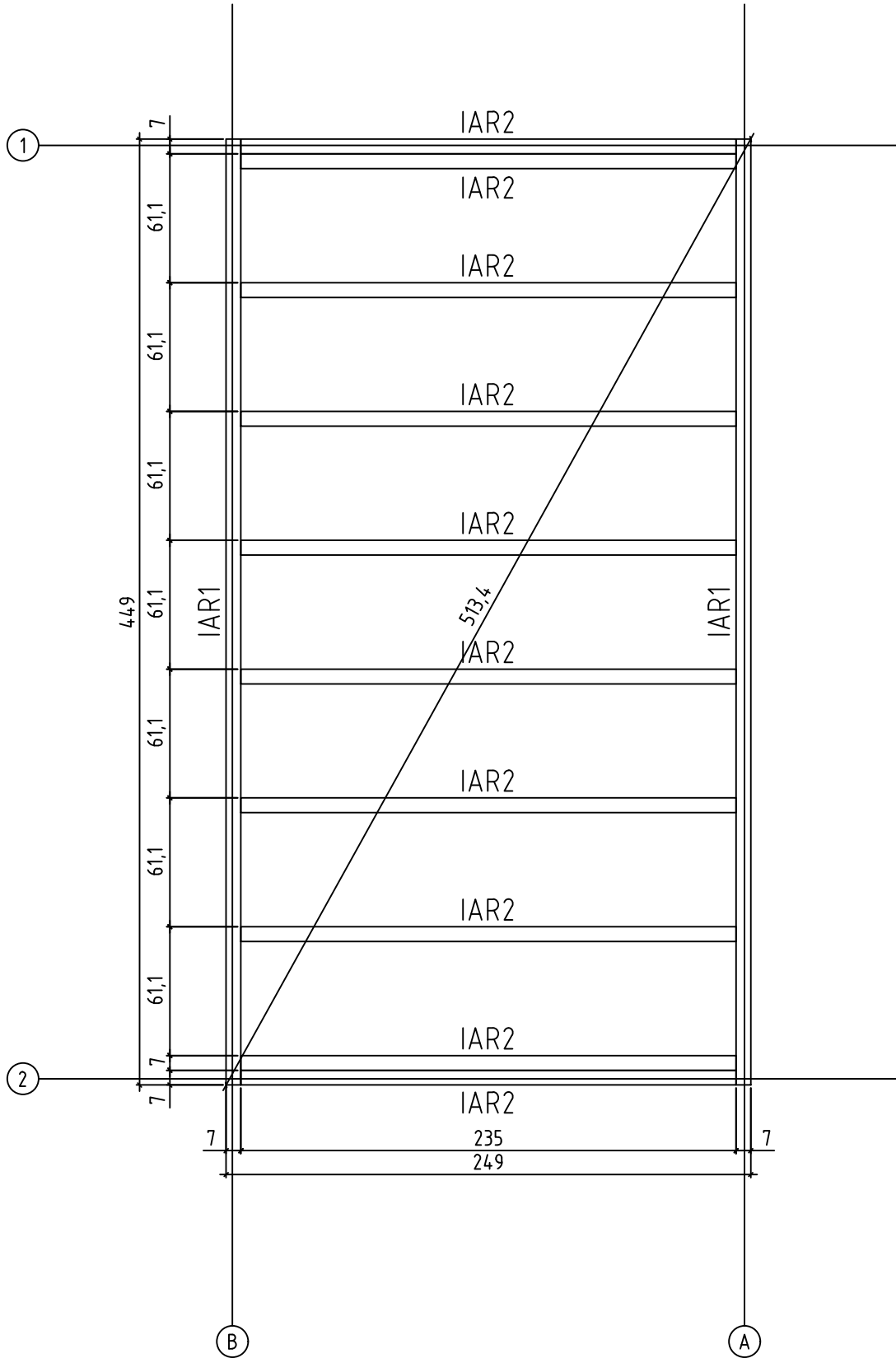
*DORSET 72*  
*Art.No. 709602*



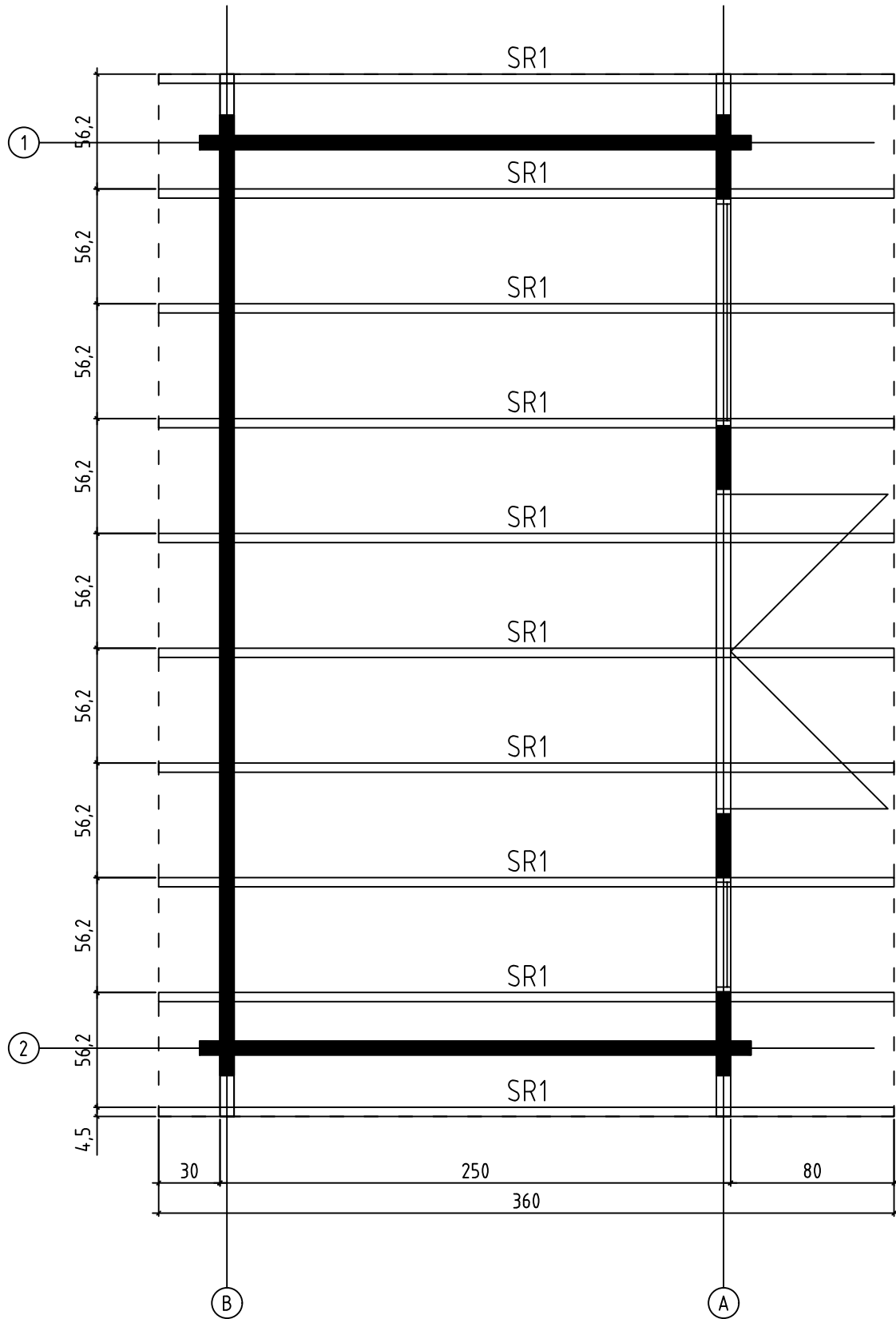
DORSET 72, Art.No.709602  
GROUNDPLAN - GRUNDPLAN - PLAN DE MASSE



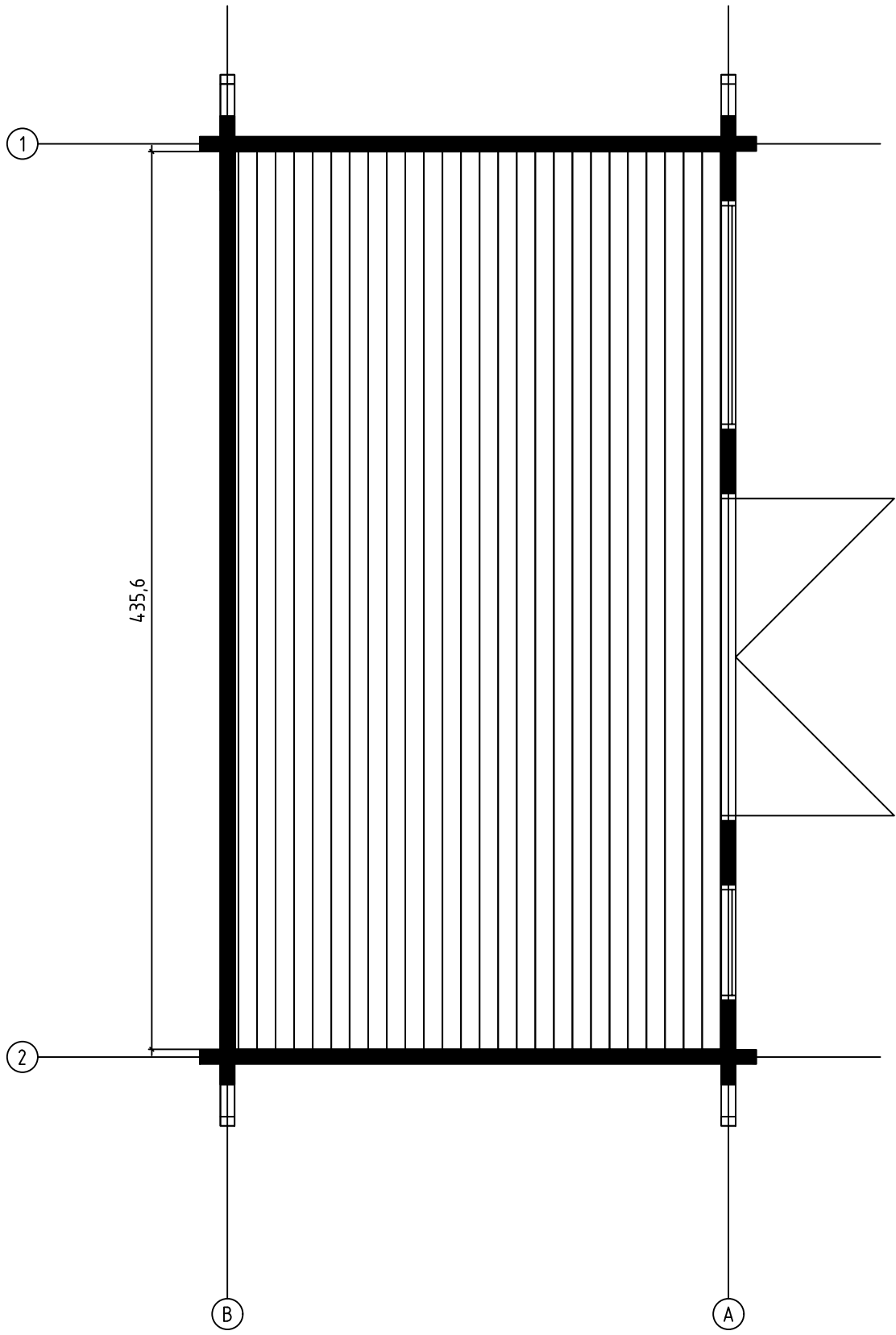
DORSET 72, Art.No.709602  
FOUNDATION - FUNDAMENT - FONDACTION

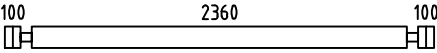
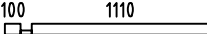


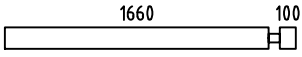



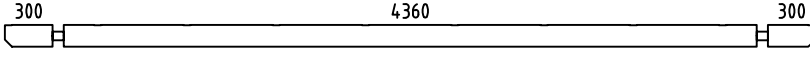
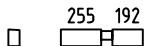

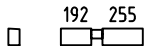
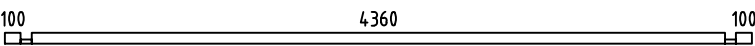
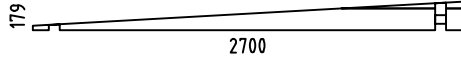
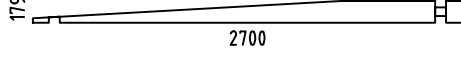












DORSET 72, Art.No.709602  
RAFTERS PLAN - DACHSPARREN - PLAN DE CHEVRON

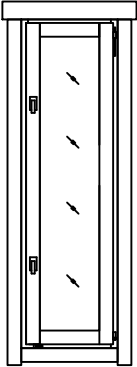
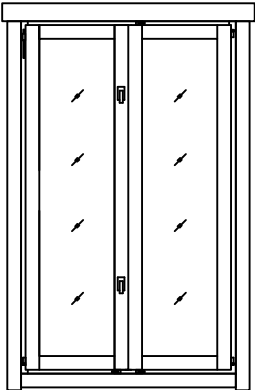
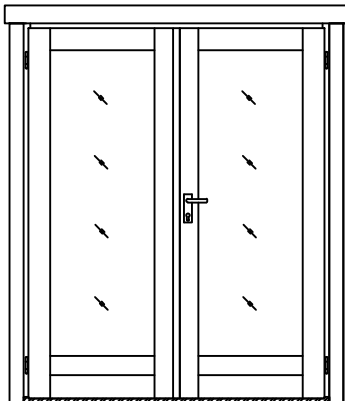


DORSET 72, Art.No.709602  
FLOOR BOARDS - FUSSBODENBRETTER - PLAN POSE PLANCHER

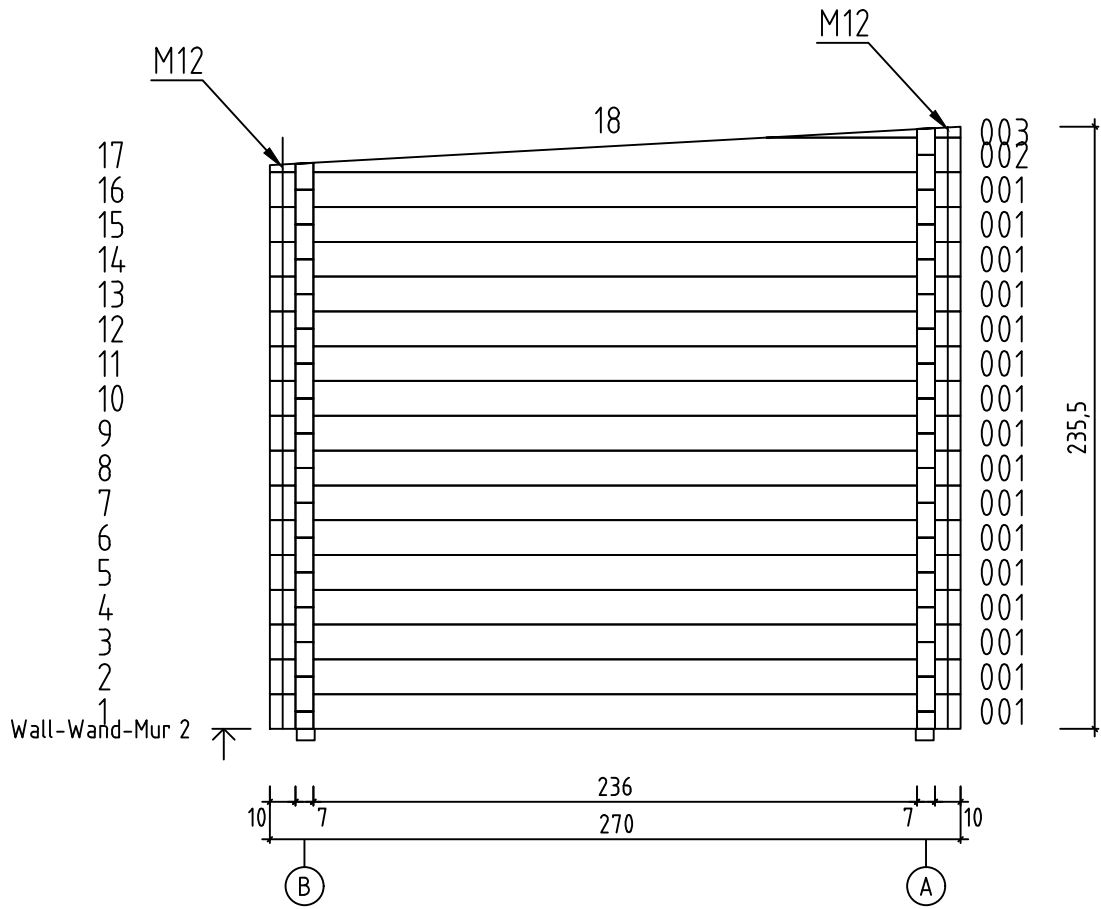
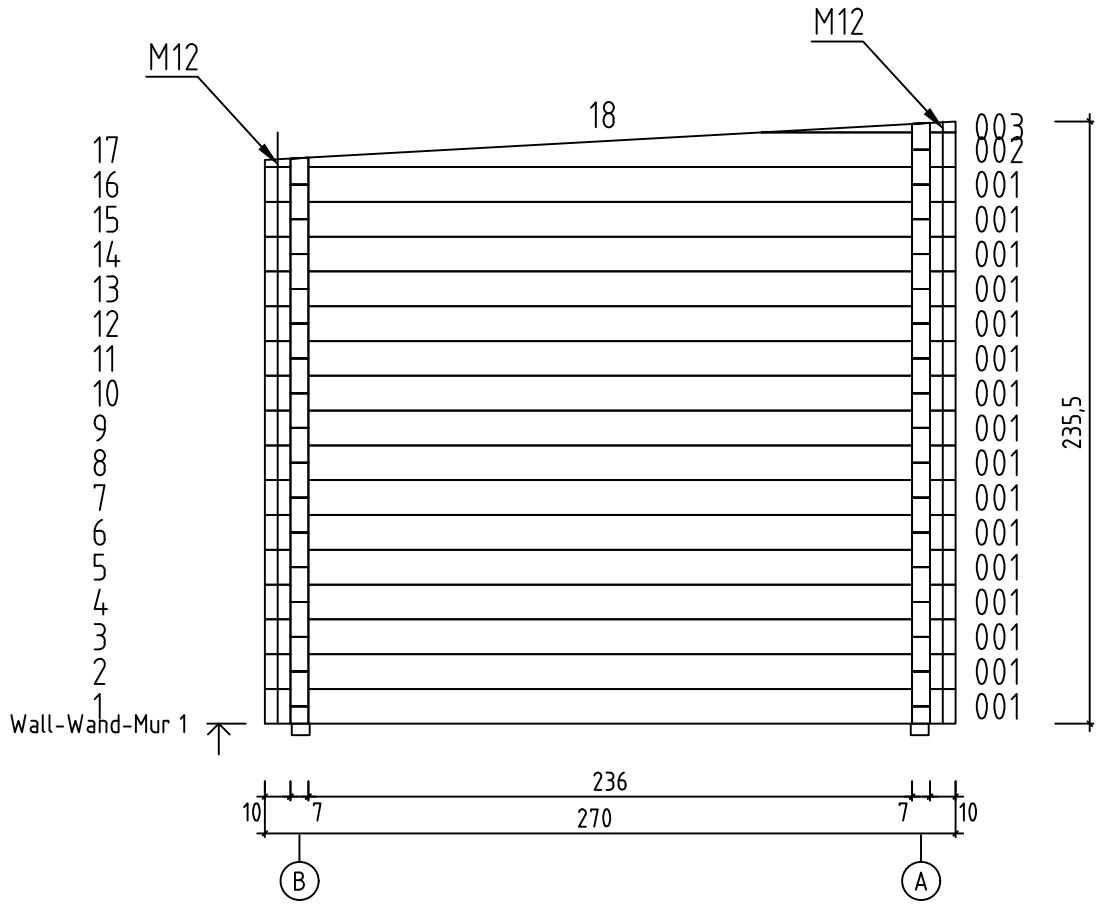


| Pos  | DORSET 72, Art.No.709602<br>Piece list - Stückliste - Liste des pieces  | Q. | P<br>(mm) | L<br>(mm) |
|------|---|----|-----------|-----------|
| 001  |    | 32 | 70x136    | 2700      |
| 004  |    | 1  | 70x68     | 1280      |
| 005  |    | 1  | 70x68     | 1830      |
| 006  |    | 1  | 70x136    | 1280      |
| 007  |    | 1  | 70x136    | 1830      |
| 008  |    | 26 | 70x136    | 410       |
| 009  |    | 26 | 70x136    | 310       |
| 010  |   | 15 | 70x136    | 4700      |
| 011  |   | 2  | 70x136    | 5100      |
| 012  |    | 2  | 70x105    | 517       |
| 013  |   | 14 | 70x105    | 517       |
| 014  |    | 2  | 70x105    | 517       |
| 015  |   | 1  | 70x68     | 4700      |
| W1-1 |    | 1  |           |           |
| W2-1 |    | 1  |           |           |
| IAR1 | FOUNDATION - FUNDAMENT - FONDATION<br>  | 2  | 70x45     | 4490      |
| IAR2 | FOUNDATION - FUNDAMENT - FONDATION<br>   | 10 | 70x45     | 2350      |
| SR1  | RAFTER - DACHSPARREN - CHEVRON<br>   | 10 | 45x140    | 3613      |
|      | FLOOR BOARDS - FUSSBODENBRETTER - LAME DE PLANCHER<br>                               | 27 | 90x18     | 4356      |
|      | ROOF BOARDS - DACHBRETTER - VOLIGES<br>  | 40 | 90x18     | 5100      |
|      | FLOOR FILLET-FUSSBODENLEISTE - CORNIERE DE FINITION DU PLANCHER<br>                  |    | 18x18     | 13.4 m.   |
| DPL1 | ROOFING FELT FILLET - DACHPAPPENLEISTE - BAGUETTE DE FIXATION DU FEUTRE BITUMEUX<br> | 2  | 18x58     | 2568      |
| DPL2 | ROOFING FELT FILLET - DACHPAPPENLEISTE - BAGUETTE DE FIXATION DU FEUTRE BITUMEUX<br> | 2  | 18x58     | 3584      |
| M12  | TREADED ROD M12 - GEWINDESTANGE M12 - TIGE FILETÉE M12<br>                           | 2  |           | 235       |
| M12  | TREADED ROD M12 - GEWINDESTANGE M12 - TIGE FILETÉE M12<br>                           | 2  |           | 380       |

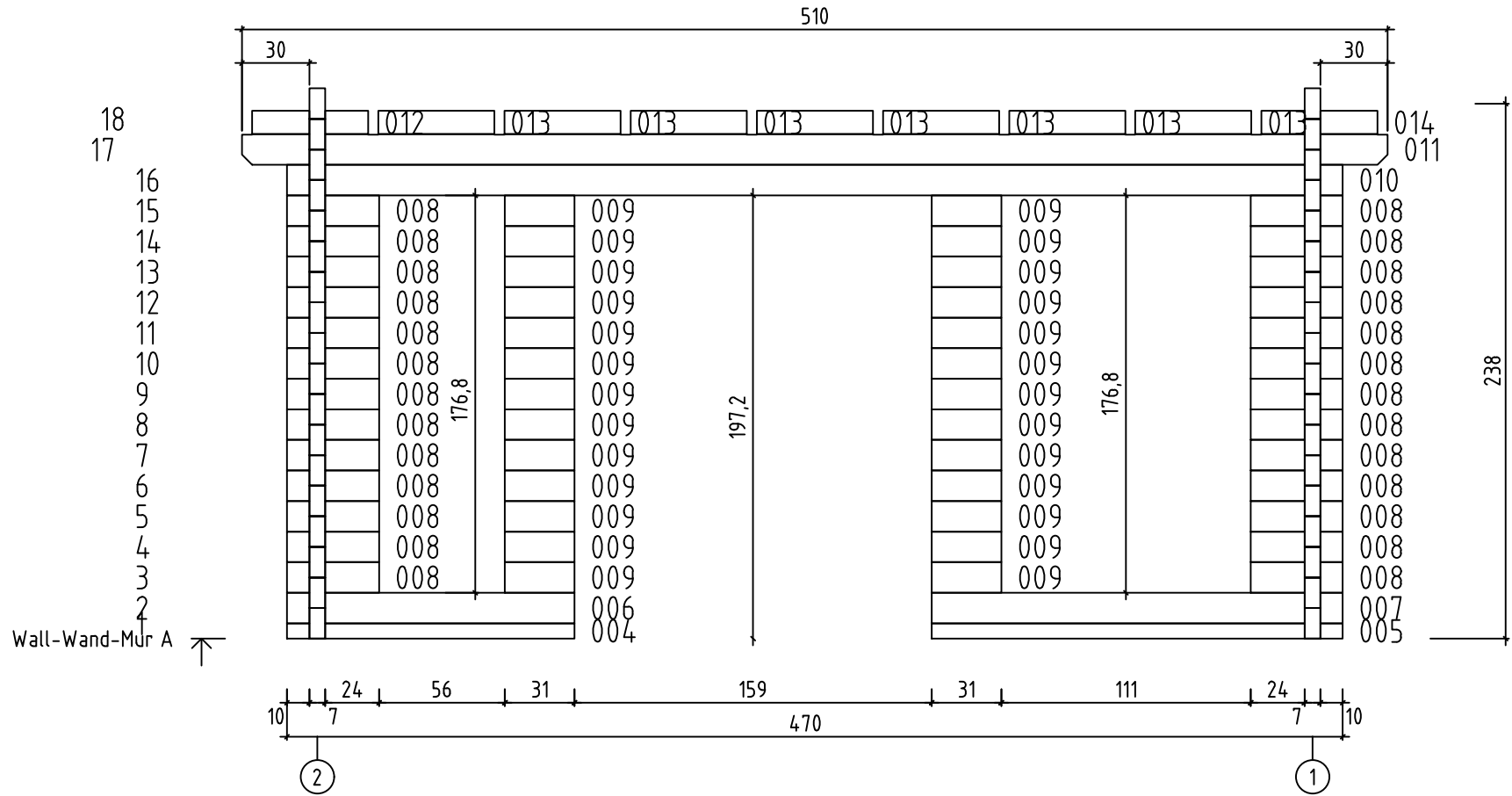
| Pos  | DORSET 72, Art.No.709602<br>Piece list - Stückliste - Liste des pieces  | Q.  | P<br>(mm) | L<br>(mm) |
|------|---|-----|-----------|-----------|
| M12  | TREADED ROD M12 - GEWINDESTANGE M12<br>TIGE FILETÉE M12   | 4   |           | 2000      |
| TB   | EAVES BOARD - TRAUFBRETT - BANDEAU DE TOIT   | 4   | 18x120    | 5138      |
| GL   | GABLE MOULDING - GIEBELLEISTE<br>PLANCHE DE RIVE    | 4   | 18x120    | 3612      |
| KL4  | LENGTHENING BOLT FOR TREADED ROD - VERLÄNGERUNGSMUTTER FÜR<br>GEWINDESTANGE - MANCHON DE RACCORDEMENT DE TIGE FILETÉE  | 4   |           |           |
| KL1  | DRIVE NUT TREADED ROD - EINSHLAGMUTTER FÜR GEWINDESTANGE - ÉCROU<br>A FRAPPER POUR TIGE FILITÉE                        | 4   |           |           |
| KL2  | NUT FOR TREADED ROD - MUTTER FÜR GEWINDESTANGE - ÉCROU POUR TIGE<br>FILETÉE    | 4   |           |           |
| KL3  | PLAIN WASHER TREADED ROD - UNTERLEGSSCHEIBE FÜR GEWINDESTANGE -<br>RONDELLE PLATE POUR TIGE FILETÉE                    | 4   |           |           |
| HS32 | SCREW FOR EAVES BOARDS - SCHRAUBEN FÜR TRAUFBRETT - VIS DE<br>FIXATION POUR BANDEAU DE TOIT                            | 70  | 3.5x50    |           |
| HS16 | SCREW FOR GABLE MOULDING - SCHRAUBEN FÜR GIEBELLEISTE - VIS DE<br>FIXATION POUR PLANCHE DE RIVE                        | 32  | 3.5x50    |           |
| NFD  | SCREW FOR ROOFING FELT FILLET - SCHRAUBEN FÜR DACHPAPPENLEISTE -<br>VIS POUR BAGUETTE FIXATION FEUTRE BITUMEUX         | 28  | 4x40      |           |
| HS40 | SCREW FOR 1. WALL BEAM - SCHRAUBE FÜR 1. BOHLENREIHE - VIS DE<br>FIXATION DES FONDATIONS                              | 8   | 5x120     |           |
| HS39 | SCREW FOR FUNDAMENT - SCHRAUBEN ZUR BEFESTIGUNG FUNDAMENT - VIS<br>POUR FONDATION                                    | 26  | 5x120     |           |
| HS42 | SCREW FOR GABLE - SCHRAUBEN FÜR GIEBEL - VIS POUR FIXATION DES<br>PIGNONS    | 4   | 5x120     |           |
| HS48 | SCREW FOR Pos.012-014 - SCHRAUBEN FÜR Pos.012-014<br>VIS POUR FIXATION DES Pos.012-014                               | 36  | 6x180     |           |
| HS44 | SCREW FOR RAFTER - SCHRAUBEN ZUR BEFESTIGUNG DACHSPARREN - VIS<br>POUR CHEVRON                                       | 20  | 6x180     |           |
| MS   | SCREW FOR DOORSTEP - SCHRAUBEN FÜR TÜRSCHWELLE - VIS DE FIXATION<br>DU SEUIL DE PORTE                                | 3   | 4.4x65    |           |
| SH70 | HAMMER BLOCK - SCHLAGHOLZ - CALLE DE FRAPPE    | 1   |           |           |
|      | ZN NAIL FOR FILLETS - ZN NÄGEL FÜR LEISTEN - POINTE POUR CORNIERE    | 27  | 1.4x40    |           |
| NF2  | ZN NAIL FOR ROOF - ZN NÄGEL FÜR DACHBRETT - POINTE POUR TOIT   | 410 | 2x50      |           |
| NH1  | ZN NAIL FOR FLOOR - ZN NÄGEL FÜR FUSSBODENBRETT - CLOUS POUR<br>PLANCHER   | 224 | 2x50      |           |
| ORZ  | MONTAGE SET FOR DOORS AND WINDOWS - MONTAGE-SET FÜR TÜREN UND<br>FENSTER - JEU DE MONTAGE PORTES ET FENETRES  | 1   |           |           |
|      |   |     |           |           |
|      |   |     |           |           |
|      |   |     |           |           |
|      |   |     |           |           |

| Pos            | DORSET 72, Art.No.709602<br>Piece list - Stückliste - Liste des pieces   | Q. | P<br>(mm) | L<br>(mm) |
|----------------|--|----|-----------|-----------|
| 2+<br>A.0P.b   | WINDOW-FENSTER-FENETRE 552x1729<br>   | 1  |           |           |
| 2+ TA<br>.0V.b | WINDOW-FENSTER-FENETRE 1100x1729<br> | 1  |           |           |
| 2+<br>TU.10P   | DOOR-TÜR-PORTE 1580x1933<br>        | 1  |           |           |
|                |  |    |           |           |
|                |  |    |           |           |
|                |  |    |           |           |
|                |  |    |           |           |
|                |  |    |           |           |
|                |  |    |           |           |
|                |  |    |           |           |




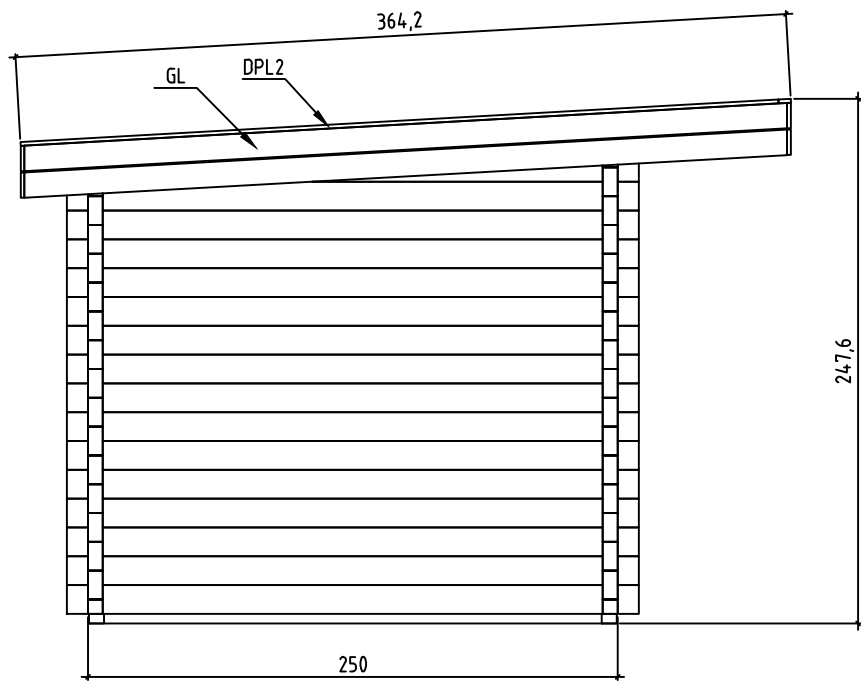
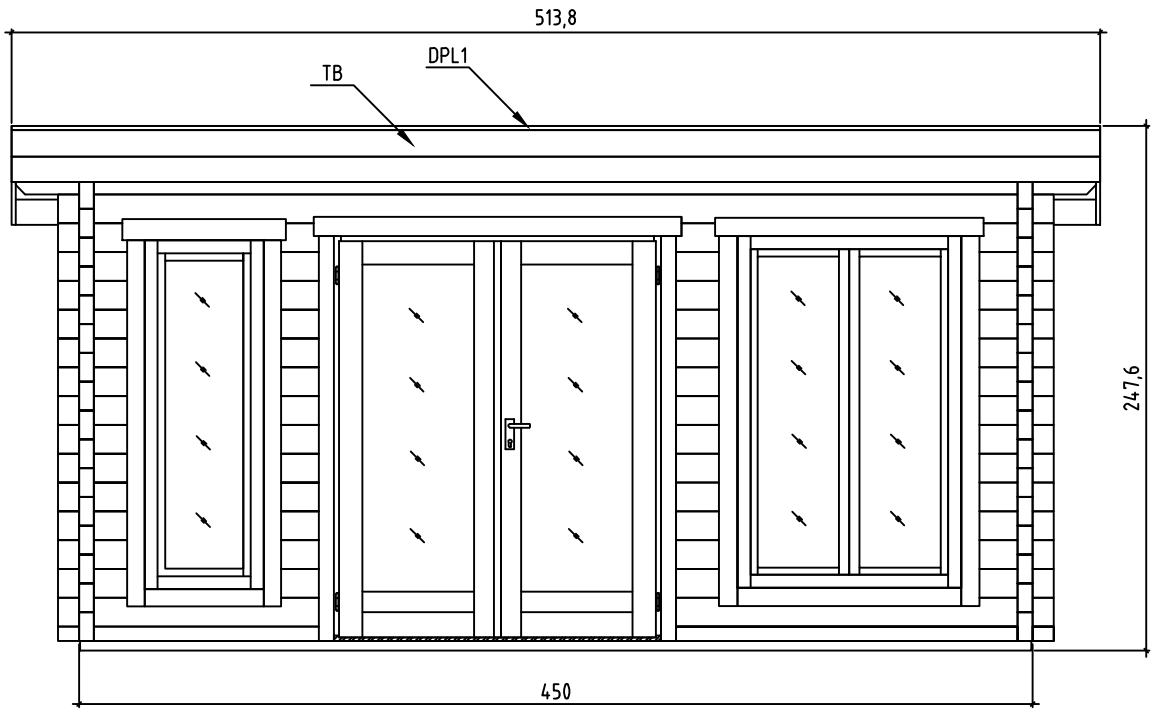


DORSET 72, Art.No.709602

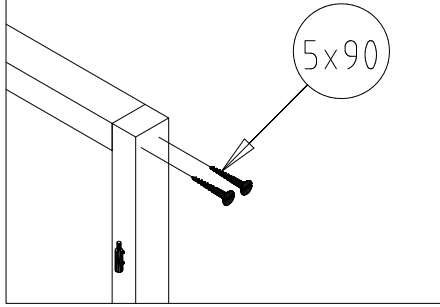


DORSET 72, Art.No.709602



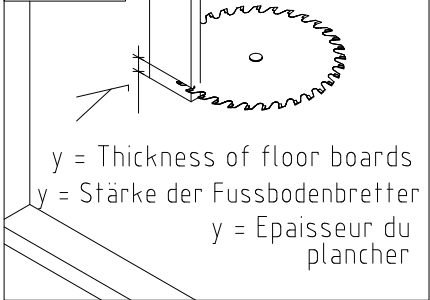


OP1 Only double door  
Doppeltür  
Seulement double porte



5x90

OP3

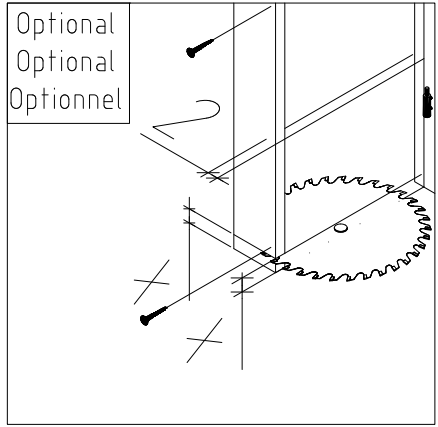


y = Thickness of floor boards  
y = Stärke der Fussbodenbretter  
y = Epaisseur du plancher

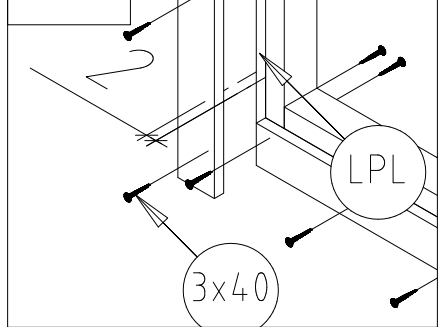
OP1 Only double door  
Doppeltür  
Seulement double porte

5x90

Optional  
Optional  
Optionnel

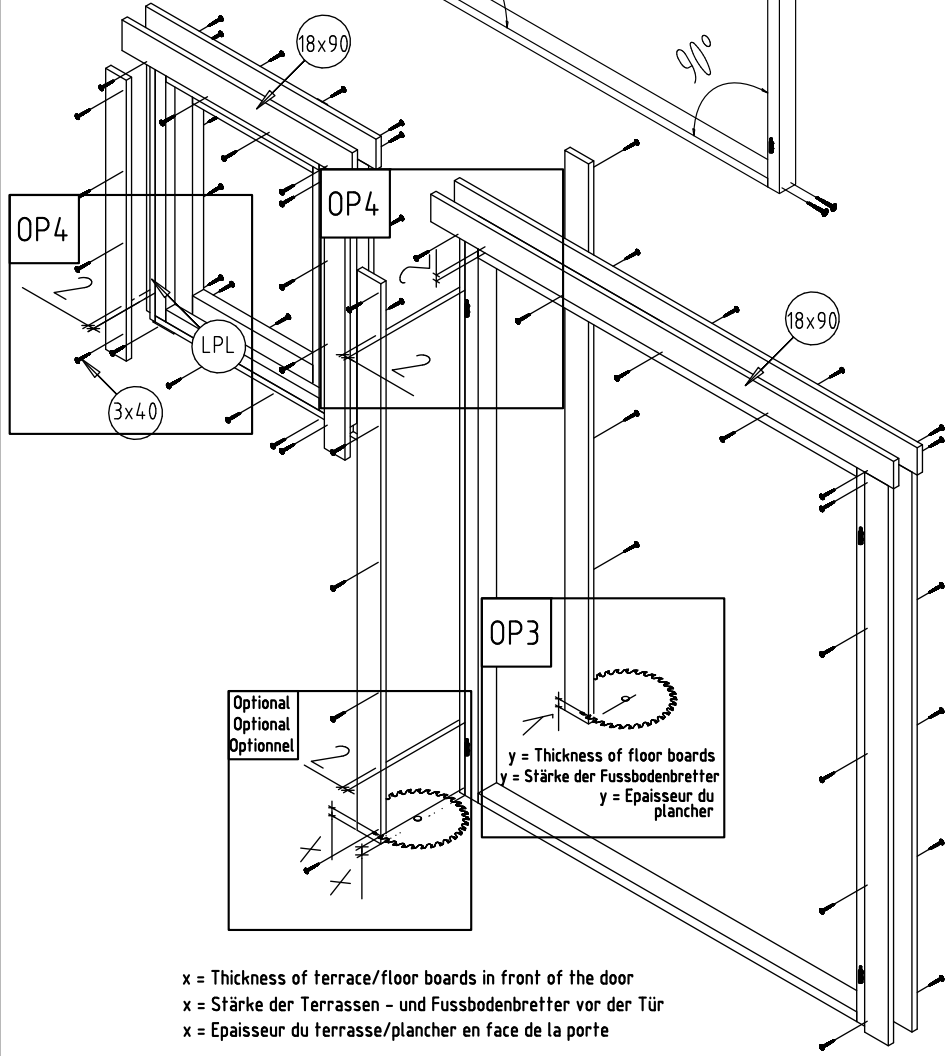
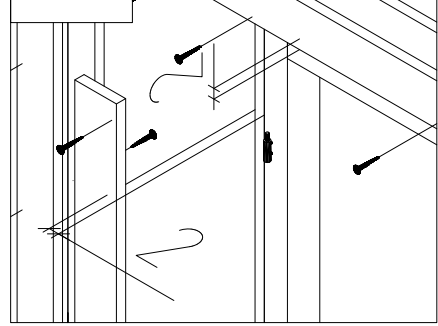


OP4



3x40

OP4



OP3

y = Thickness of floor boards  
y = Stärke der Fussbodenbretter  
y = Epaisseur du plancher

Optional  
Optional  
Optionnel

x = Thickness of terrace/floor boards in front of the door  
x = Stärke der Terrassen - und Fussbodenbretter vor der Tür  
x = Epaisseur du terrasse/plancher en face de la porte

